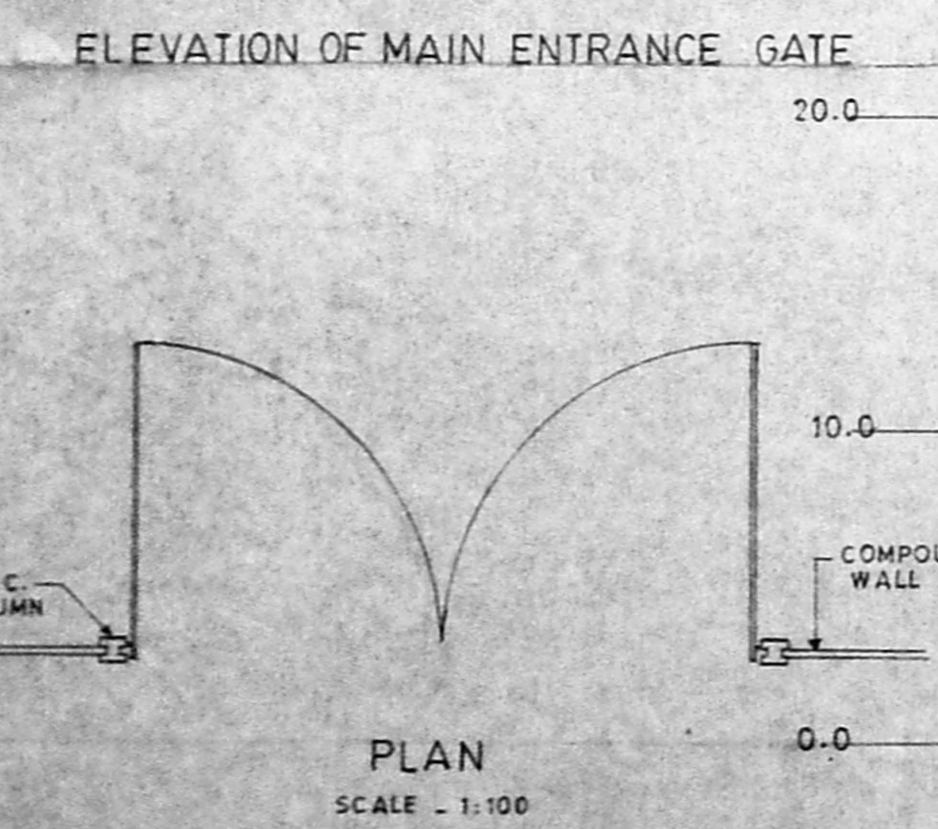
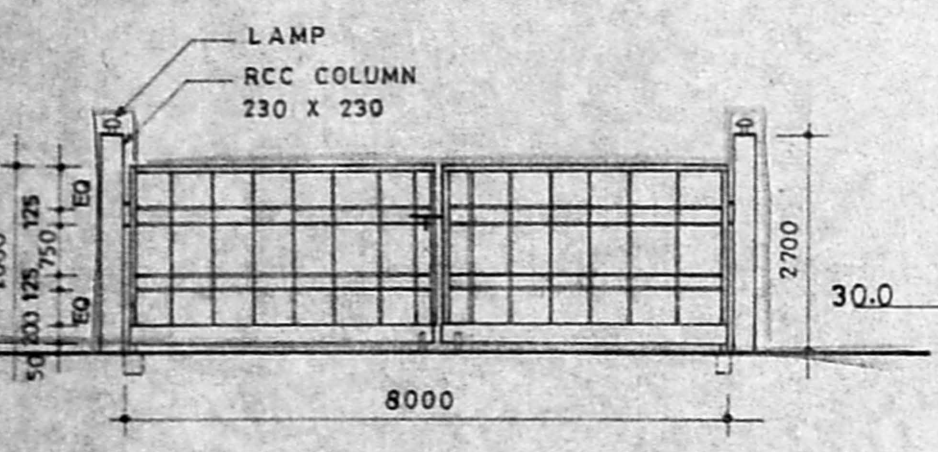
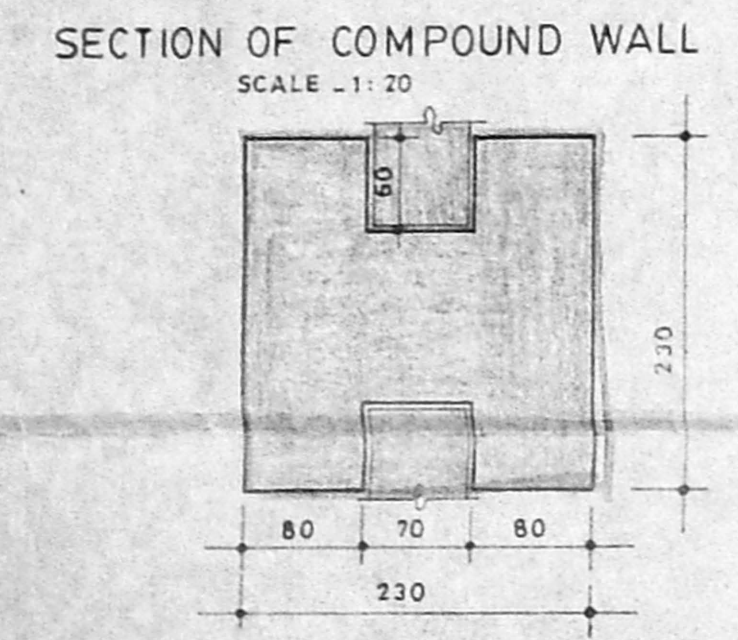
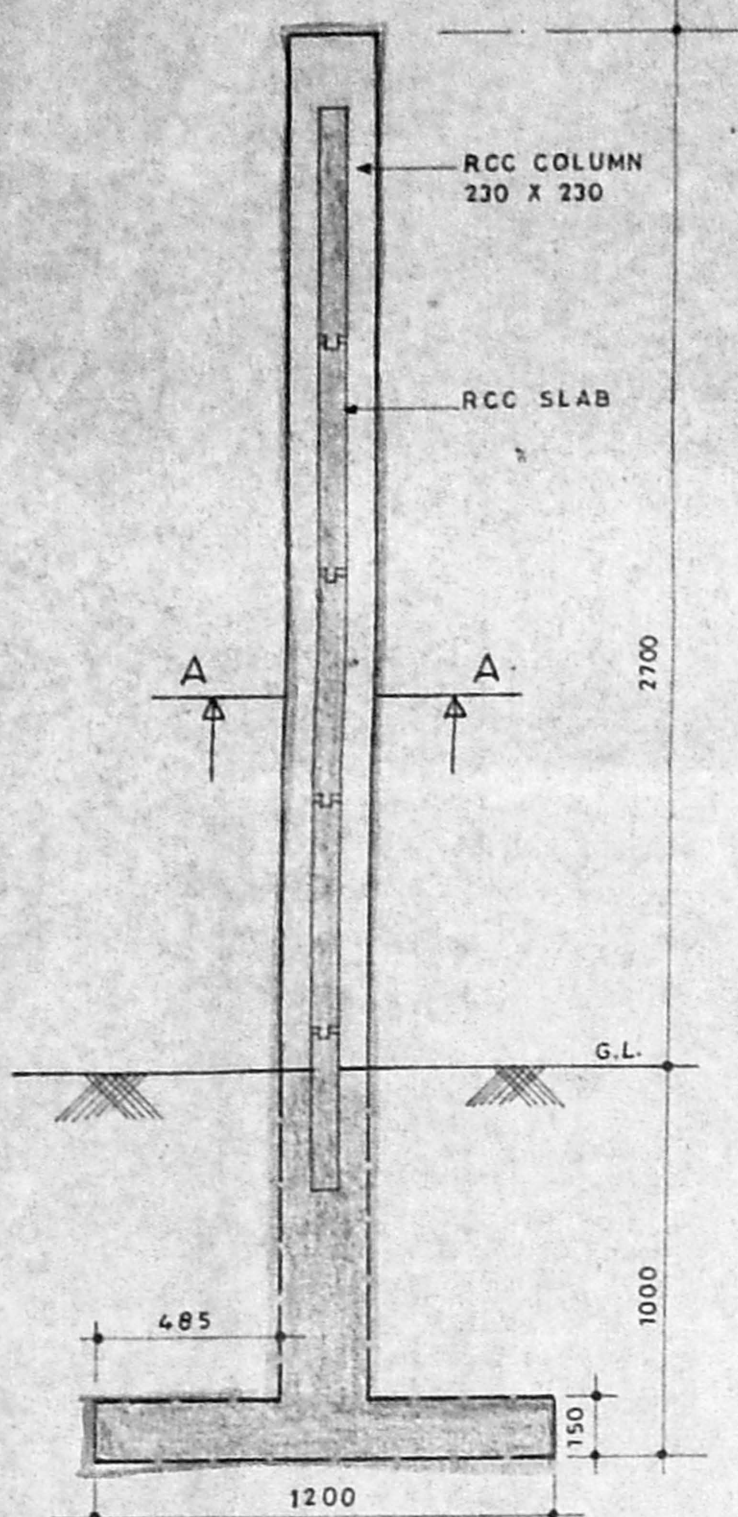
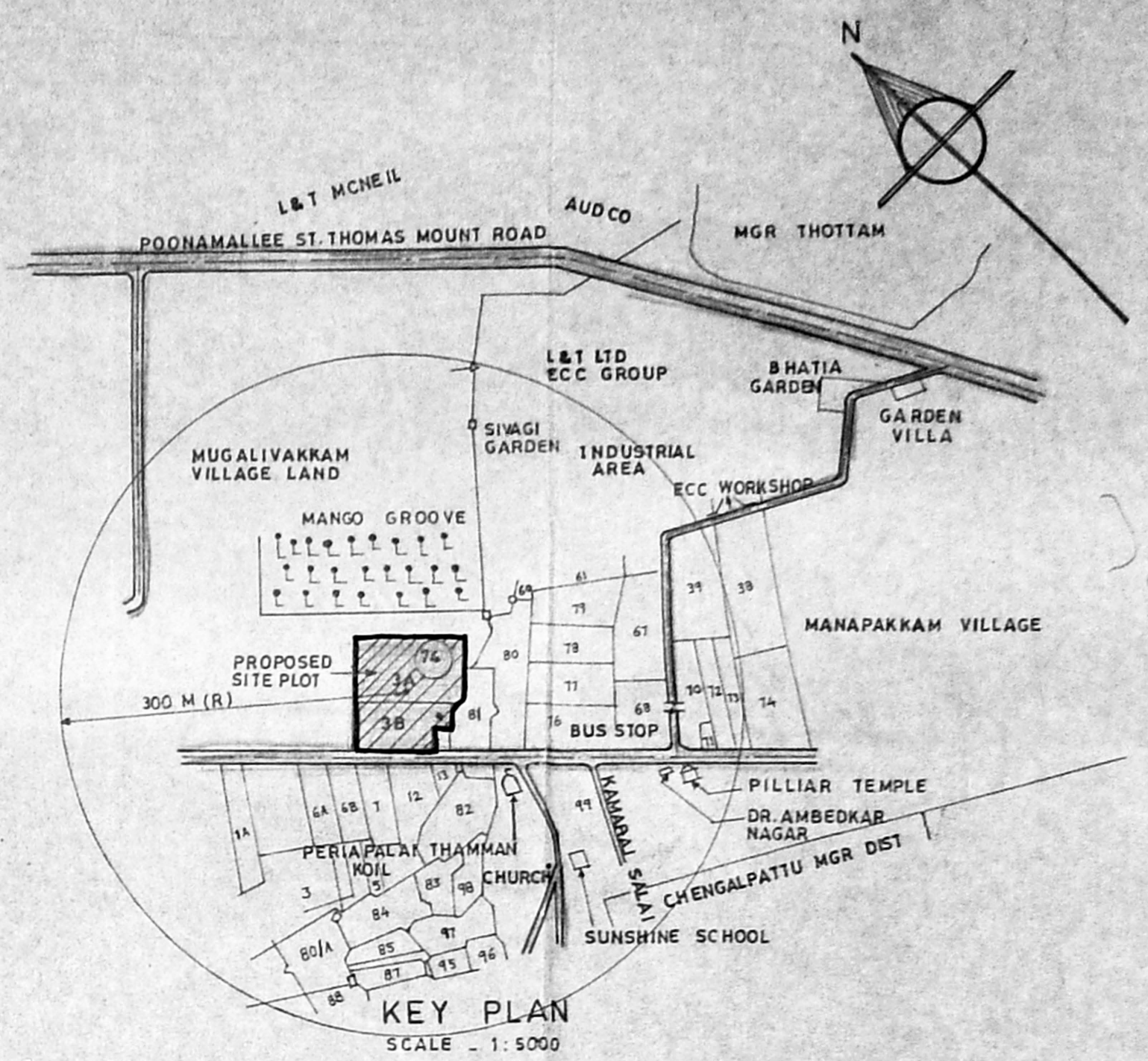
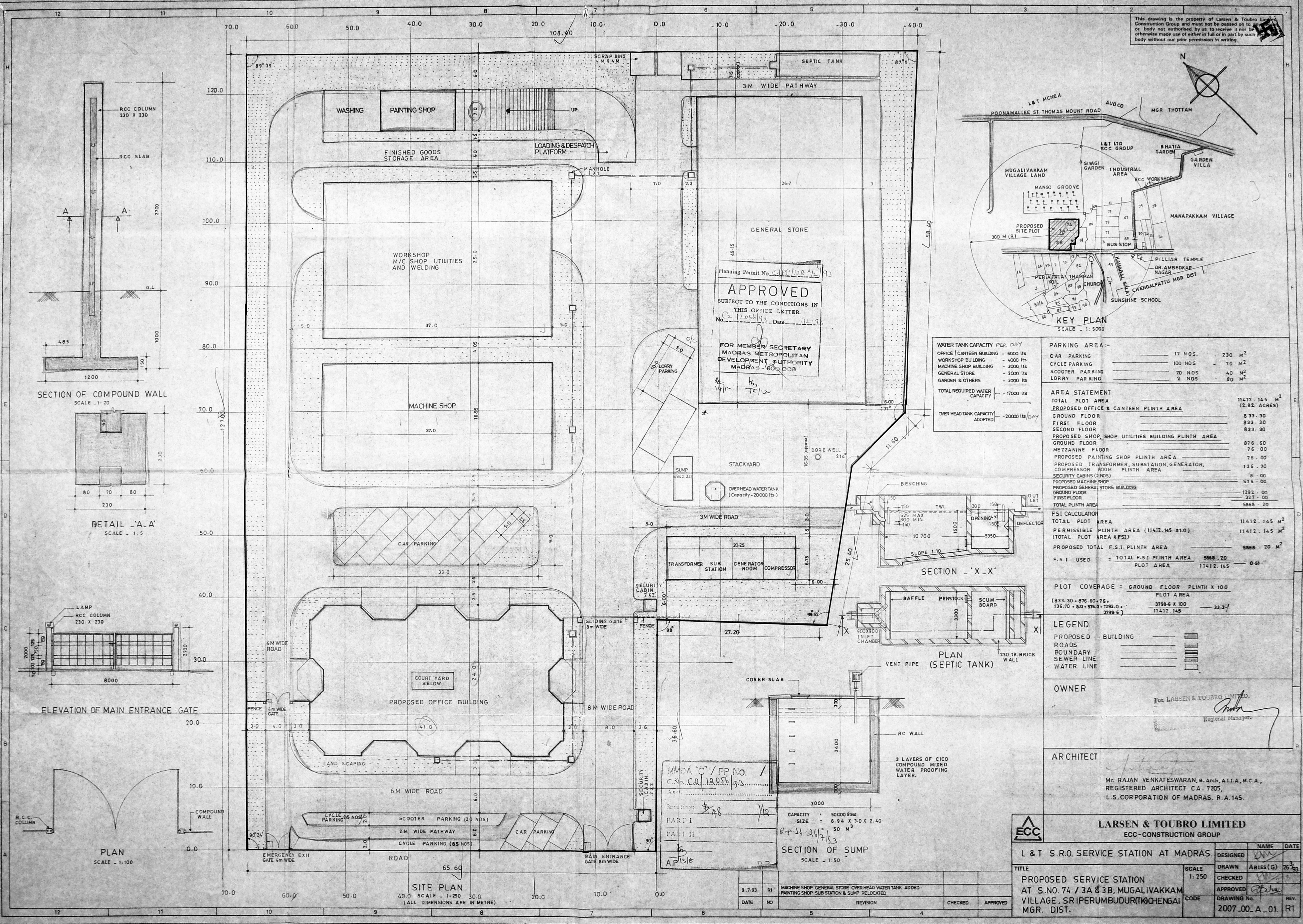


This drawing is the property of Larsen & Toubro Limited Construction Group and must not be passed on to any other body not authorized by us to receive it nor be otherwise made use of either in full or in part by such body without our prior permission in writing.



Planning Permit No. CP/128/11
APPROVED
 SUBJECT TO THE CONDITIONS IN THIS OFFICE LETTER.
 No. 1205/12 Date 11.7.12
 FOR MEMBER SECRETARY
 MADRAS METROPOLITAN
 DEVELOPMENT AUTHORITY
 MADRAS - 600 008

WATER TANK CAPACITY PER DAY

| | |
|----------------------------------------|------------------------|
| OFFICE / CANTEN BUILDING | - 6000 lts |
| WORKSHOP BUILDING | - 4000 lts |
| MACHINE SHOP BUILDING | - 3000 lts |
| GENERAL STORE | - 2000 lts |
| GARDEN & OTHERS | - 2000 lts |
| TOTAL REQUIRED WATER CAPACITY | - 17000 lts |
| OVER HEAD TANK CAPACITY ADOPTED | - 20000 lts/day |

PARKING AREA -

| | | |
|-----------------|---------|--------------------|
| CAR PARKING | 17 NOS. | 230 M ² |
| CYCLE PARKING | 100 NOS | 70 M ² |
| SCOOTER PARKING | 20 NOS | 40 M ² |
| LORRY PARKING | 2 NOS | 80 M ² |

AREA STATEMENT

| | |
|--------------------------------------------------------------------------|--------------------------|
| TOTAL PLOT AREA | 11412.145 M ² |
| PROPOSED OFFICE & CANTEN PLINTH AREA | (2.82 ACRES) |
| GROUND FLOOR | 833.30 |
| FIRST FLOOR | 833.30 |
| SECOND FLOOR | 833.30 |
| PROPOSED SHOP, SHOP UTILITIES BUILDING PLINTH AREA | |
| GROUND FLOOR | 876.60 |
| MEZZANINE FLOOR | 76.00 |
| PROPOSED PAINTING SHOP PLINTH AREA | 76.00 |
| PROPOSED TRANSFORMER, SUBSTATION, GENERATOR, COMPRESSOR ROOM PLINTH AREA | 136.70 |
| SECURITY CABINS (3 NOS) | 8.00 |
| PROPOSED MACHINE SHOP | 576.00 |
| PROPOSED GENERAL STORE BUILDING | |
| GROUND FLOOR | 1392.00 |
| FIRST FLOOR | 327.00 |
| TOTAL PLINTH AREA | 5868.20 |

FSI CALCULATION

| | |
|----------------------------------------------------|--------------------------|
| TOTAL PLOT AREA | 11412.145 M ² |
| PERMISSIBLE PLINTH AREA (11412.145 X 1.0) | 11412.145 M ² |
| (TOTAL PLOT AREA X FSI) | |
| PROPOSED TOTAL F.S.I. PLINTH AREA | 5868.20 M ² |
| F.S.I. USED = TOTAL F.S.I. PLINTH AREA / PLOT AREA | 0.51 |

PLOT COVERAGE = GROUND FLOOR PLINTH X 100 / PLOT AREA

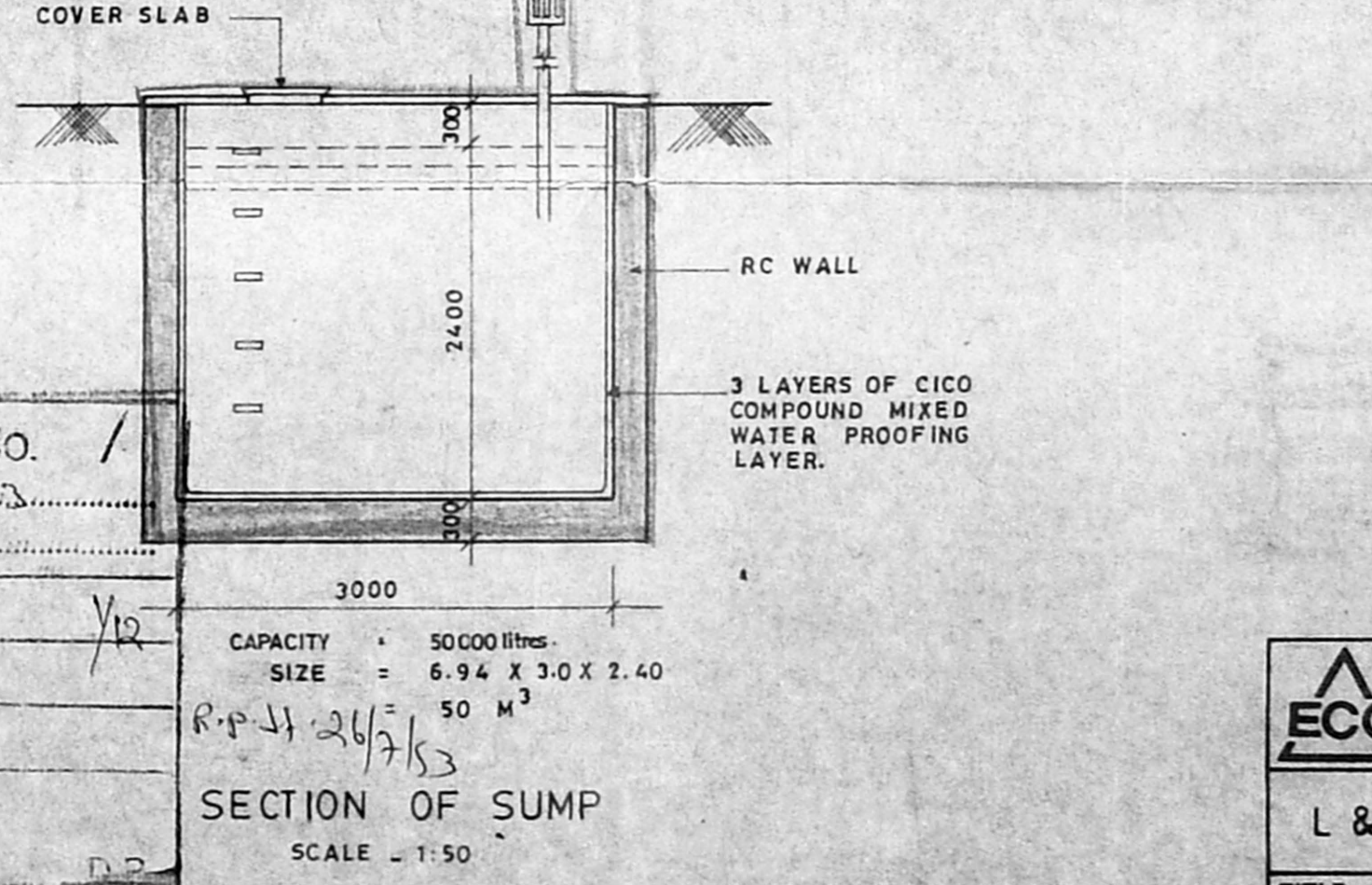
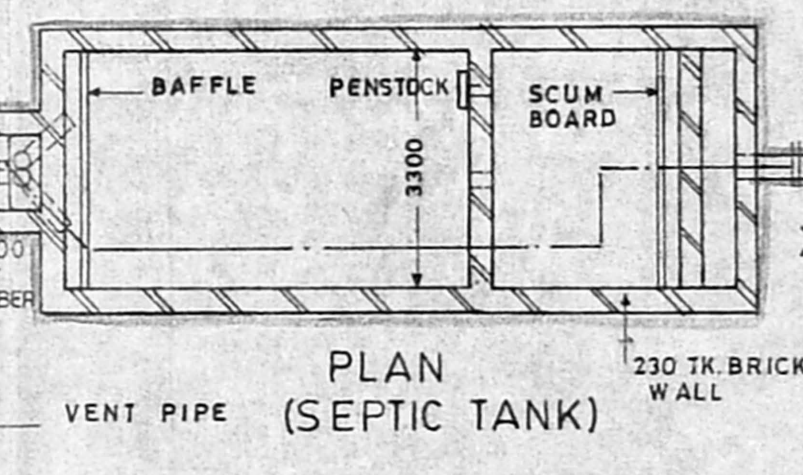
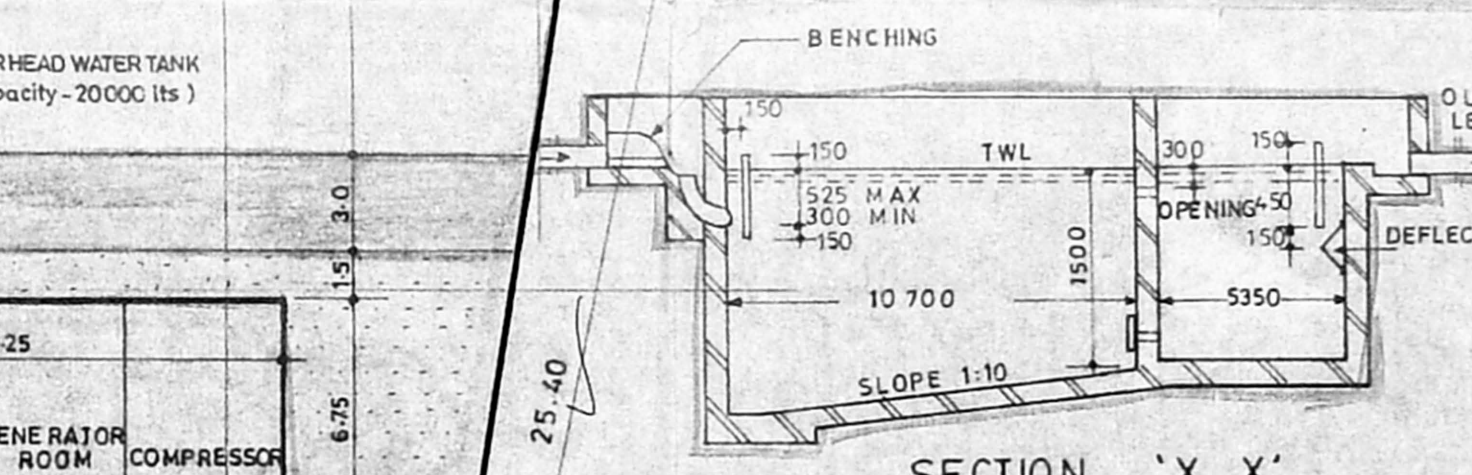
| | |
|----------------------------------------------------------------------|-------|
| (833.30 + 876.60 + 76.00 + 136.70 + 8.00 + 576.00) X 100 / 11412.145 | 33.3% |
|----------------------------------------------------------------------|-------|

LEGEND

| | |
|-------------------|----------|
| PROPOSED BUILDING | [Symbol] |
| ROADS | [Symbol] |
| BOUNDARY | [Symbol] |
| SEWER LINE | [Symbol] |
| WATER LINE | [Symbol] |

OWNER
 FOR LARSEN & TOUBRO LIMITED.
 Regional Manager

ARCHITECT
 Mr. RAJAN VENKATESWARAN, B. Arch, A.I.T.A., M.C.A.,
 REGISTERED ARCHITECT CA-7205,
 L.S. CORPORATION OF MADRAS, R.A. 145.



MMDA 'C' / PP NO. /
 C.No. CA 1205/12
 PART I
 PART II
 CAPACITY = 50000 litres
 SIZE = 6.94 X 3.0 X 2.40
 R.P. 11/26/12
 SECTION OF SUMP
 SCALE - 1:50

| | | | | |
|--------|----|-----------------------------------------------------------------------------------------------------|---------|----------|
| DATE | NO | REVISION | CHECKED | APPROVED |
| 9.7.93 | R1 | MACHINE SHOP GENERAL STORE OVER HEAD WATER TANK ADDED - PAINTING SHOP SUB STATION & SLUMP RELOCATED | | |

LARSEN & TOUBRO LIMITED
 ECC-CONSTRUCTION GROUP

L & T S.R.O. SERVICE STATION AT MADRAS

| | | | | |
|-----------------------------------------------------------------------------------------------------------|-------|--------------|----------|---------|
| TITLE | SCALE | DESIGNED | NAME | DATE |
| PROPOSED SERVICE STATION AT S.NO. 74 / 3A & 3B, MUGALIVAKKAM VILLAGE, SRIPERUMBUDURTI, CHENGAI MGR. DIST. | 1:250 | DRAWN | ARIES(G) | 26.3.12 |
| | | CHECKED | | |
| | | APPROVED | | |
| | | DRAWING No. | | REV. |
| | | 2007.00.A.01 | | R1 |

This drawing is the property of Larsen & Toubro Limited, Construction Group and must not be passed on to any person or body not authorized by us to receive it, not be copied or otherwise made use of either in full or in part by such person or body without our prior permission in writing.

MMDA 'C' / PP NO. 1
 C.N.C. 12856/92
 Asst. ...
 PART I ...
 PART II ...
 AP ...

SCHEDULE OF DOORS, WINDOWS AND VENTILATORS

| TYPE | OPENING SIZES | DESCRIPTION | TOTAL NOS |
|------|---------------|----------------------------------------------------------------------------------------------------|-----------|
| SD1 | 4900 x 6600 | M'S SLIDING DOOR AS PER L&T SPECIFICATION | 2 |
| SD2 | 2000 x 3000 | SAME AS SD1 | 2 |
| D1 | 1000 x 2100 | T-W PANELED DOOR | 3 |
| D1a | 1000 x 2100 | SAME AS D1 EXCEPT ISSUE COUNTER | 1 |
| D2 | 900 x 2100 | SAME AS D1 | 2 |
| D3 | 750 x 2100 | SAME AS D1 | 2 |
| W1 | 1000 x 1200 | ALUMINIUM WINDOW OF 2 EQ SHUTTERS | 34 |
| V1 | 1000 x 600 | ALUMINIUM VENTILATOR OF 2 EQ DIVISIONS WITH TOP HUNG SHUTTERS | 6 |
| FG1 | 1000 x 4000 | ALUMINIUM FIXED GLAZING OF 4 EQ DIVISIONS | 28 |
| FG2 | 1000 x 4000 | SAME AS FG1 EXCEPT ONE DIVISION TO BE PROVIDED WITH 2 EQ SIDE HUNG SHUTTERS | 7 |
| FG3 | 1000 x 3000 | ALUMINIUM FIXED GLAZING OF 3 EQ DIVISIONS EXCEPT CENTRE DIVISION TO BE PROVIDED WITH 2 EQ SHUTTERS | 4 |
| J1 | 11700 x 1150 | PRECAST RCC JALLI | 2 |

SPECIFICATIONS

- WALLS**
 230 THK BRICK WALLS IN CM 1:5 AND 115 THK WALLS IN CM 1:4 WITH 2 NOS 6mm Ø M.S. BARS AS HOOP REINFORCEMENT PLACED AT EVERY FOURTH COURSE
- PLASTERING**
 INTERNAL PLASTERING TO ALL BRICK WALLS OF 15mm THK IN CM 1:5 FINISHED SMOOTH; EXTERNAL PLASTERING TO ALL BRICK WALLS OF 20mm THK IN CM 1:4
- PAINTING**
 ALL INTERNAL SURFACES WITH ONE COAT OF PRIMER AND TWO COATS OF FLAT OIL PAINT OF APPROVED COLOUR
 ALL EXTERNAL SURFACES WITH ONE COAT OF PRIMER AND TWO COATS OF WATER PROOF CEMENT PAINT OF APPROVED COLOUR
- STRUCTURAL CONCRETE**
 ALL RCC SURFACES INCLUDING COLUMNS BEAMS & SLABS PROVIDED WITH FORM FINISH CONCRETE UNLESS OTHERWISE SPECIFIED
- DOORS, WINDOWS AND VENTILATORS**
 ALL DOORS ARE T-W PANELED DOORS
 ALL WINDOWS, VENTILATORS & FIXED GLAZING ARE OF NON STD ALUMINIUM ANODISED WITH 5mm THK CLEAR GLASS.
- WATER PROOFING**
 INDIA WATER PROOFING COURSE OR EQUIVALENT LAID TO SLOPE 1 IN 120
- PARTITIONS**
 PARTITIONS ARE FINISHED WITH WOOD & LAMINATE
- FLOOR FINISH**
 ALL AREAS EXCEPT TOILETS WILL BE PROVIDED WITH IPS FLOORING
 TOILETS WILL HAVE CERAMIC FLOORING
- DADO**
 TOILETS WILL HAVE CERAMIC TILE DADO OF 200 x 100 SIZE UPTO 1500mm HIGH

PROPOSED

OWNER
 For LARSEN & TOUBRO LIMITED,
 Regional Manager.

ARCHITECT
 Mr. RAJAN VENKATESWARAN B Arch, A.I.I.A., M.C.A.,
 REGISTERED ARCHITECT, C-A-7205,
 L.S. CORPORATION OF MADRAS, R.A-145.

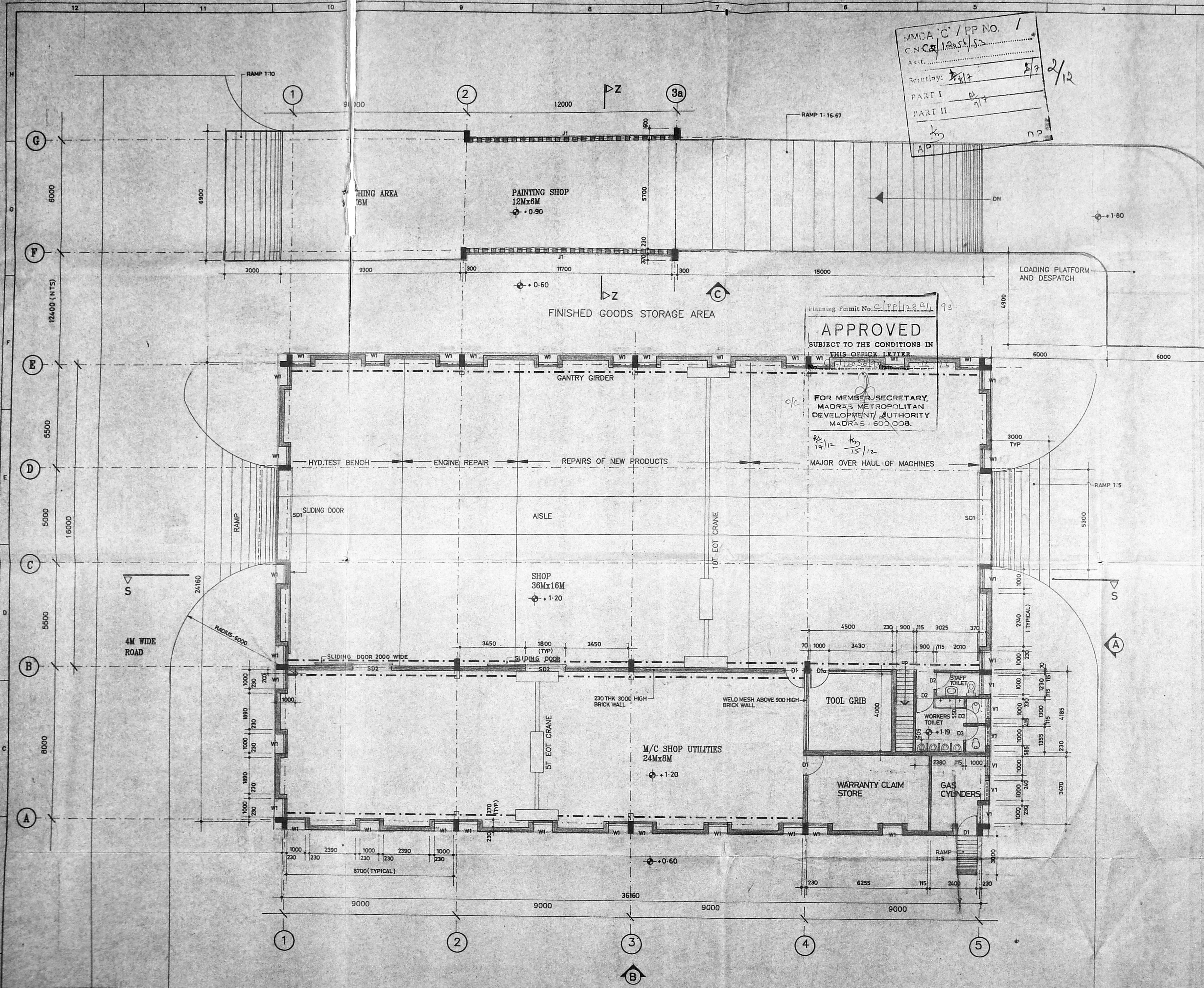
| | | | | |
|--------|----|-------------------------------------------------------|---------|----------|
| 3-3-93 | R1 | REVISED AS PER MINUTES OF MEETING HELD ON 23/24-2-93. | Checked | Approved |
| DATE | No | REVISION | CHECKED | APPROVED |

LARSEN & TOUBRO LIMITED
 ECC CONSTRUCTION GROUP

L & T SRO SERVICE STATION AT MADRAS

PROPOSED SHOP, SHOP UTILITIES BUILDING AT S.NO.74/3A & 3B, MUGALIVAKKAM VILLAGE, SRIPERUMBUDUR (TK), CHENGAI MGR DIST.

| DESIGNED | NAME | DATE |
|-----------|--------------|----------|
| RVN / YSE | | 14.12.92 |
| DRAWN | VSH / RSP | 14.12.92 |
| CHECKED | | |
| APPROVED | | |
| CODE | DRAWING No. | REV. |
| | 2007-02-A-01 | R1 |



APPROVED
 SUBJECT TO THE CONDITIONS IN THIS OFFICE LETTER
 Planning Permit No. C/P/11289/L/93

FOR MEMBER SECRETARY,
 MADRAS METROPOLITAN
 DEVELOPMENT AUTHORITY
 MADRAS - 600 008.

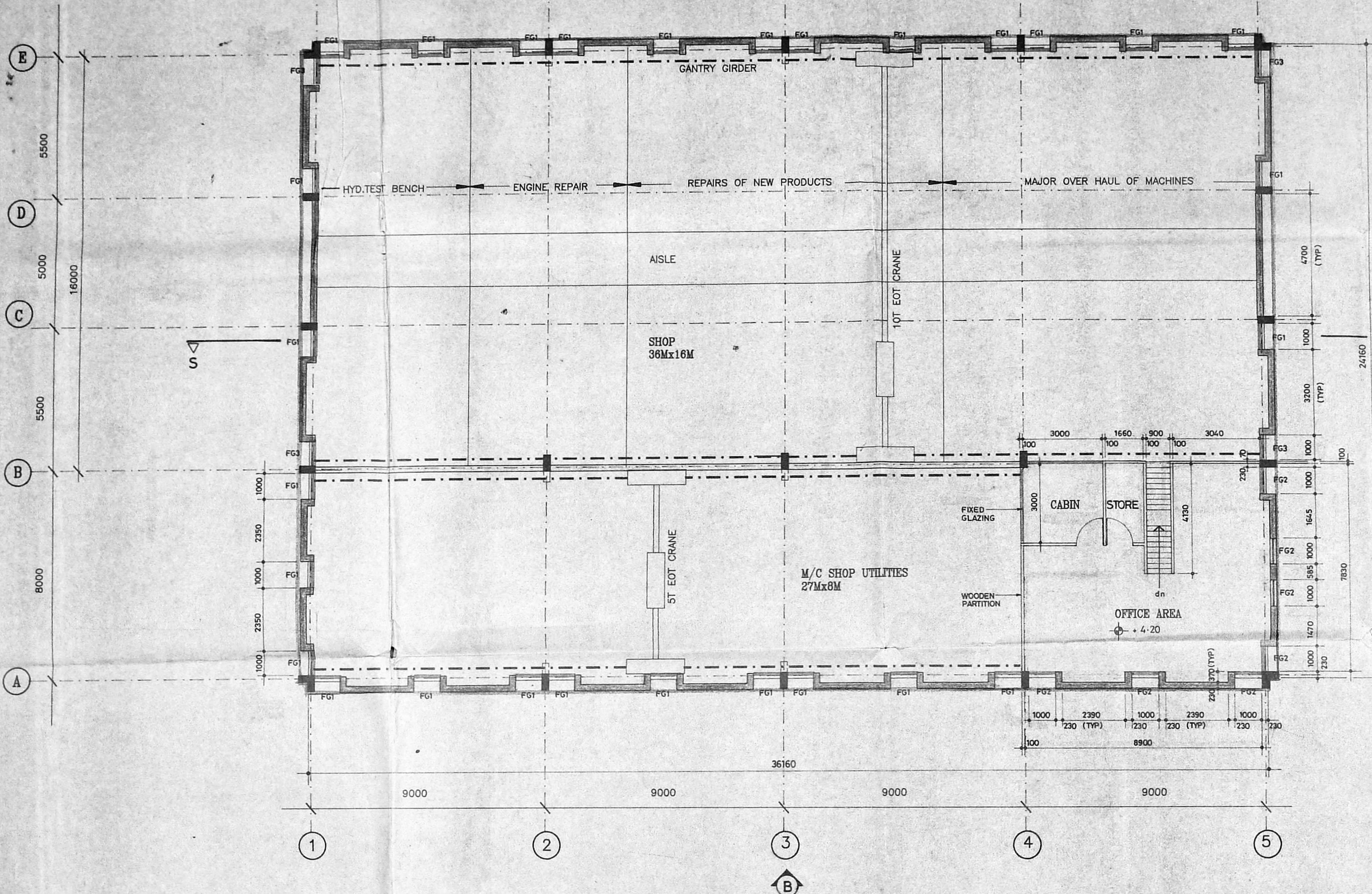
- NOTES**
- ALL DIMENSIONS ARE IN MM AND LEVELS ARE IN METRE
 - FOR MEZZANINE FLOOR PLAN, ELEVATION & SECTION REFER SEPARATE DRG.
 - WALL SHOWN HATCHED TO BE TAKEN ONLY UPTO 2100 HT

GROUND FLOOR PLAN

This drawing is the property of Larsen & Toubro Limited, Construction Group and must not be passed on to any person or body not authorized by us to receive it, not be copied or otherwise made use of without the full or in part by such person or body without our prior permission in writing.

MMDA/C/19056/33
 C.No. 02/19056/33
 PART II
 3/12
 DP

Planning Permit No. C/PP/1289/L/73
APPROVED
 SUBJECT TO THE CONDITIONS IN THIS OFFICE LETTER.
 No. C/12056/73 Date 12-12-73
 FOR MEMBER SECRETARY
 MADRAS METROPOLITAN
 DEVELOPMENT AUTHORITY
 MADRAS - 600 008.



MEZZANINE FLOOR PLAN

PROPOSED

- NOTES
- ALL DIMENSIONS ARE IN MM AND LEVELS ARE IN METRE.
 - THIS DRG SHALL BE READ ALONG WITH DRG.NO.
 - FOR ELEVATIONS AND SECTION X-X REFER SEPARATE DRG.

| | |
|-----------------------------------------------------------|-----------------------------------------------------------------------------------------------------------------------------------------|
| OWNER For Larsen & Toubro Limited Regional Manager. | ARCHITECT Mr. RAJAN VENKATESWARAN B.Arch, A.I.I.A. M.C.A., REGISTERED ARCHITECT, C.A-7205, L.S CORPORATION OF MADRAS, R.A-145. |
|-----------------------------------------------------------|-----------------------------------------------------------------------------------------------------------------------------------------|

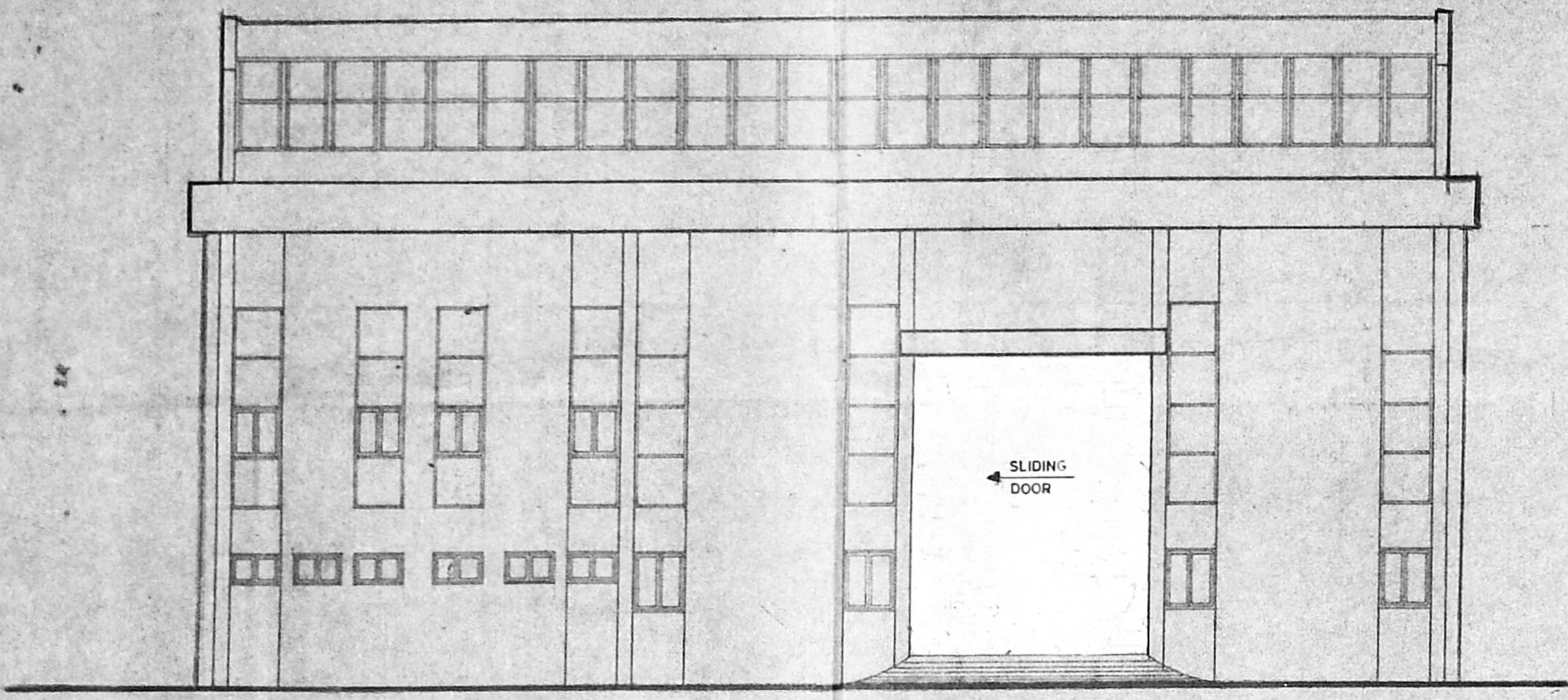
| | | | | |
|--------|----|-----------------------------------------------------------|---------|----------|
| 6-3-93 | R1 | REVISED AS PER THE MINUTES OF MEETING HELD ON 23/24-2-93. | Checked | Approved |
| DATE | No | REVISION | CHECKED | APPROVED |

| | | | |
|--------------------------------------------------------------------------------------------------------------------------------------------|-------------------------------|------------------------------------------------|-------------------------|
| LARSEN & TOUBRO LIMITED ECC CONSTRUCTION GROUP | | L & T SRO SERVICE STATION AT MADRAS | |
| | | DESIGNED | NAME |
| TITLE PROPOSED SHOP, SHOP UTILITIES BUILDING AT S.NO. 74/3A & 3B, MUGALVAKKAM VILLAGE, SRIPERUMBUDUR (TK), CHENGAI MGR DIST. | | SCALE 1:100 | DATE 14.12.98 |
| DRAWN VSH / RSP | CHECKED [Signature] | DRAWING No. 2007-02-A-02 | REV. R1 |

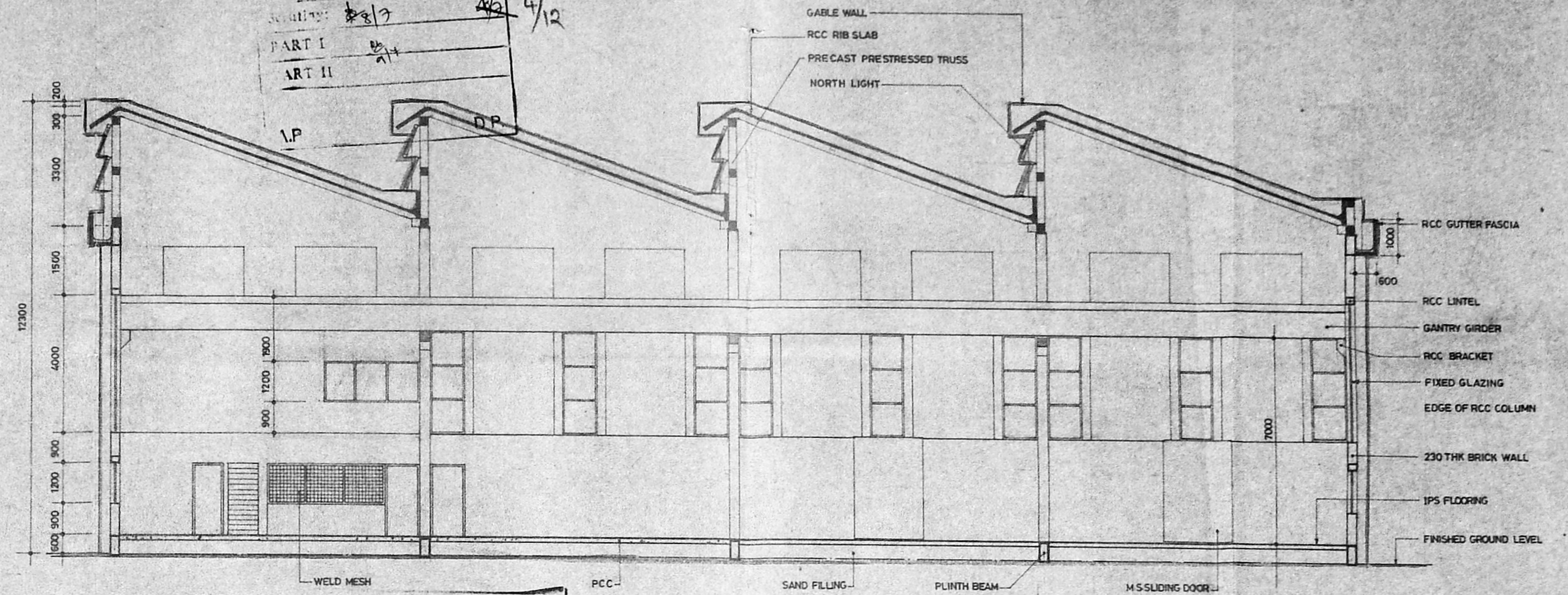
145

This drawing is the property of Larsen & Toubro Limited. Construction Group and must not be passed on to any person or body not authorized by us to receive it nor be copied or otherwise made use of either in full or in part by such person or body without our prior permission in writing.

M.D.A. C / PP NO. /
No. 12056/12
PART I
PART II

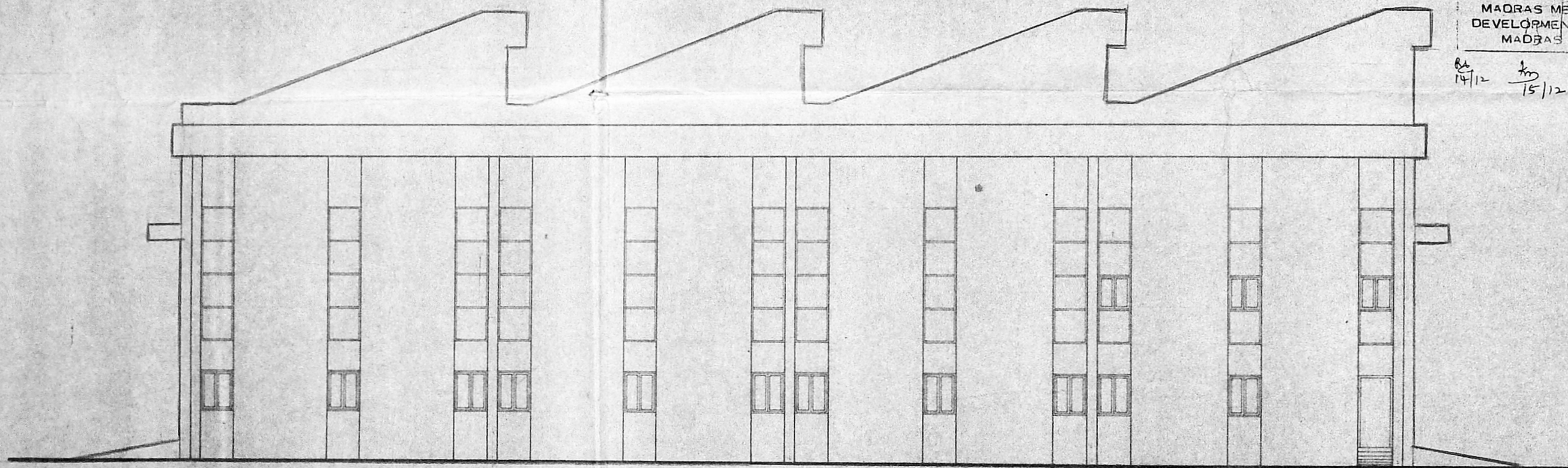


ELEVATION (A)

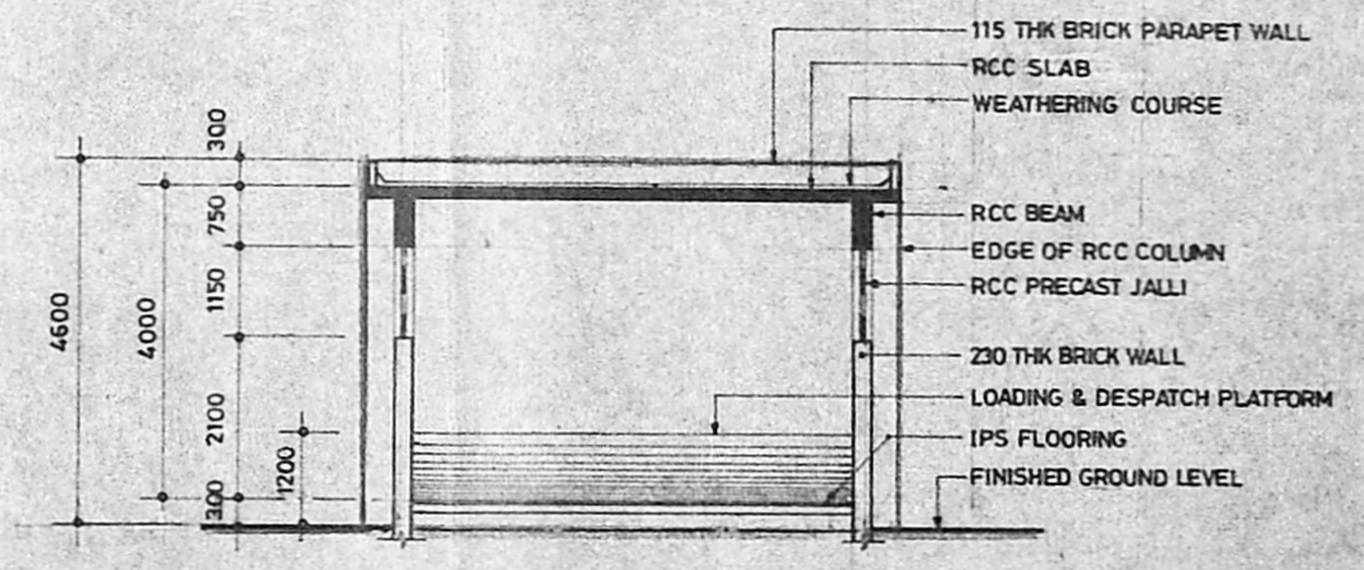


SECTION S-S

Planning Permit No. C/PP/22/17/12
APPROVED
SUBJECT TO THE CONDITIONS IN THIS OFFICE LETTER.
No. 12056/12 Date 12/12/12
FOR MEMBER SECRETARY
MADRAS METROPOLITAN
DEVELOPMENT AUTHORITY,
MADRAS 600 003



ELEVATION (B)



SECTION Z-Z

NOTES
1. ALL DIMENSIONS ARE IN MM
2. THIS DRG SHALL BE READ ALONG WITH DRG. NO. 2007-02-A-01 & 02

Proposed

OWNER
For LARSEN & TOUBRO LIMITED,
Rajesh
Regional Manager.

ARCHITECT
Rajan Venkateshwaran
Mr. RAJAN VENKATESHWARAN B.Arch A.I.I.A., M.C.A.
REGISTERED ARCHITECT, C.A.-7205,
L.S CORPORATION OF MADRAS, R.A-145

| DATE | No. | REVISIONS | CHECKED | APPROVED |
|------|-----|-----------|---------|----------|
| | | | | |

ECC LARSEN & TOUBRO LIMITED
ECC - CONSTRUCTION GROUP

L & T S.R.O SERVICE STATION AT MADRAS

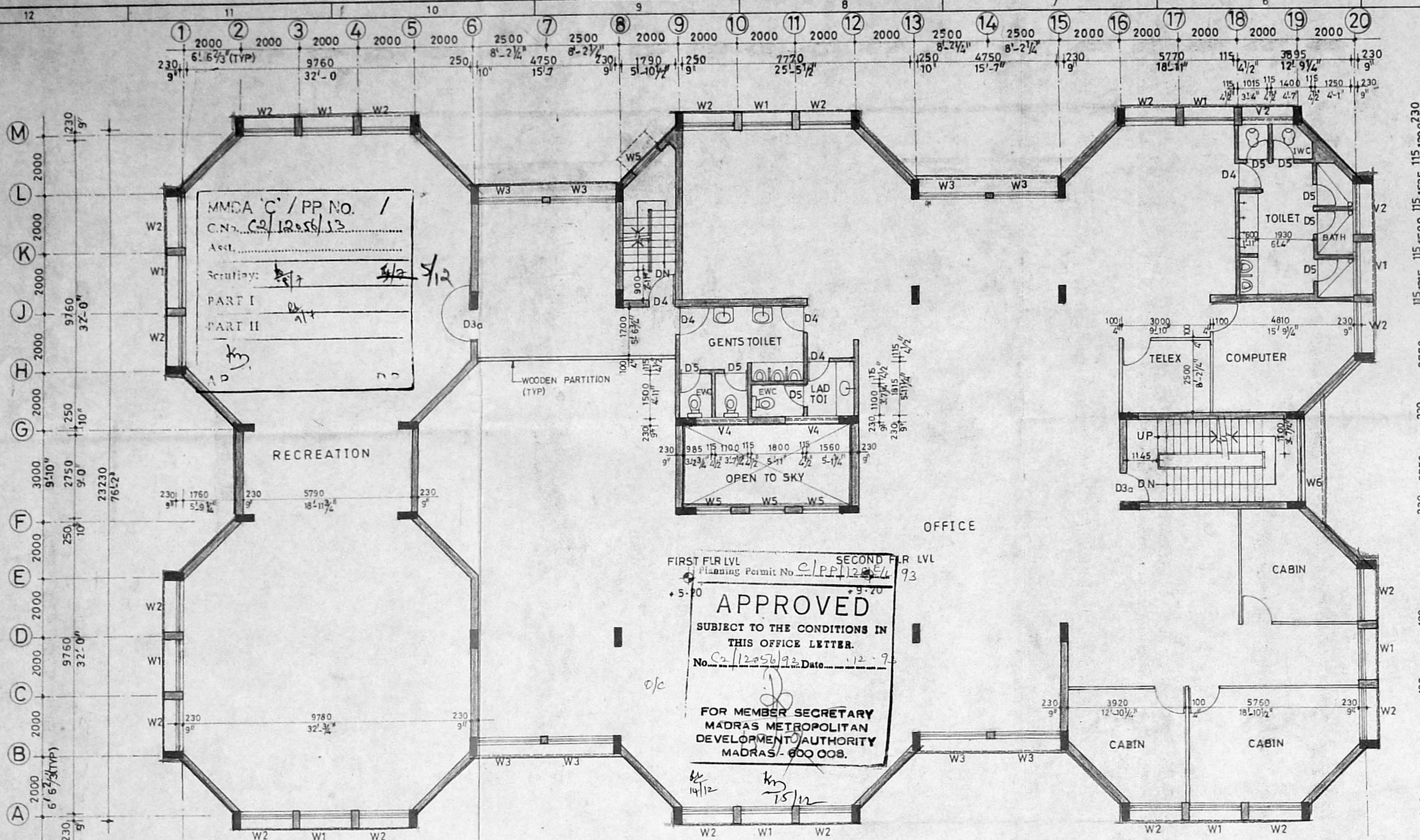
| TITLE | SCALE | DESIGNED | NAME | DATE |
|-------------------------------------------------------------------------------------------------------------------------|-------|-------------|-----------|---------|
| PROPOSED SHOP, SHOP UTILITIES BUILDING AT S.NO. 74/3A & 3B, MUGALIVAKKAM VILLAGE, SRIPERUMBUDUR (TK), CHENGAI MGR DIST. | 1:100 | DRAWN | R. Shakti | 11-3-10 |
| | | CHECKED | | |
| | | APPROVED | | |
| | | DRAWING No. | | |

2007-02-A-03

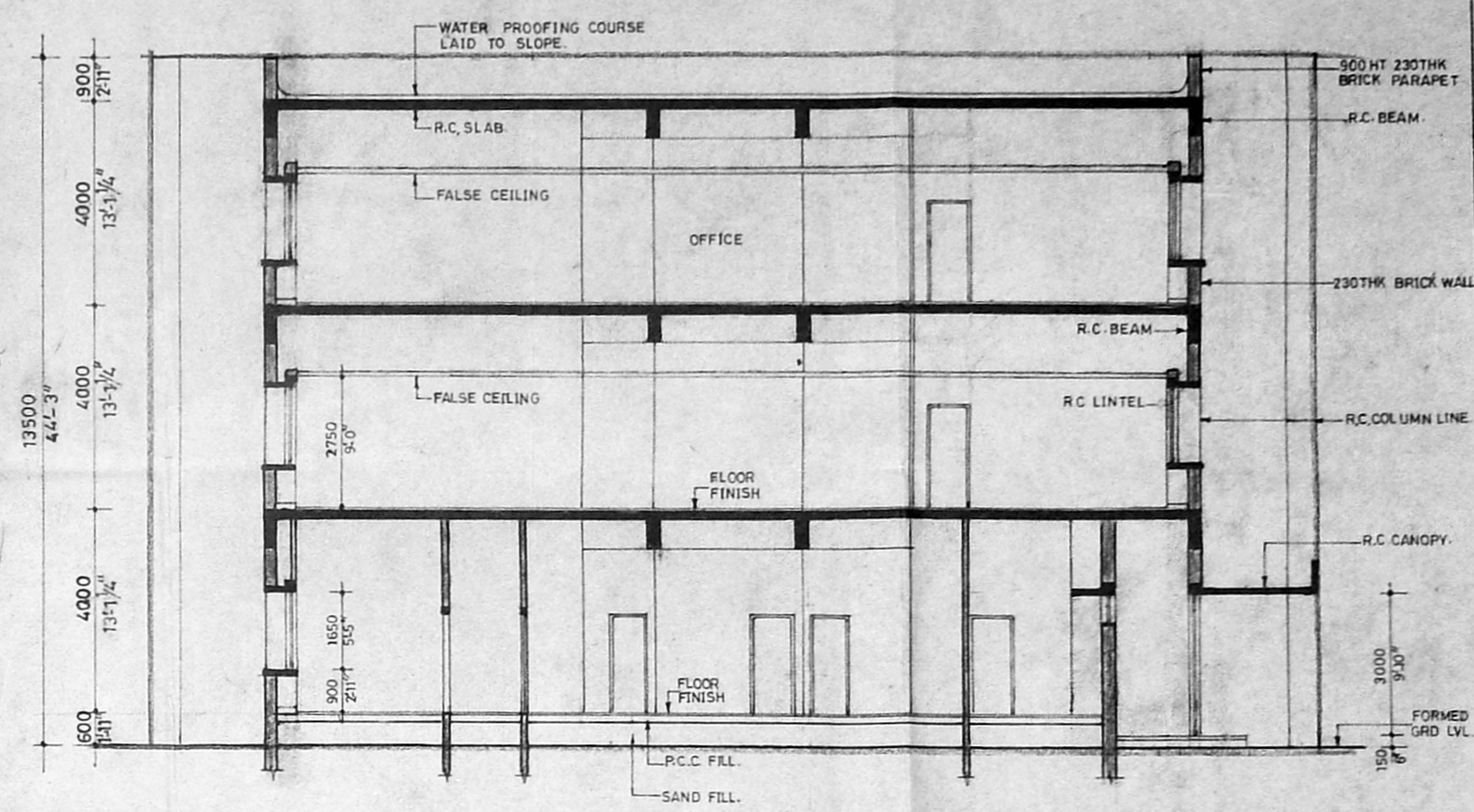
ELEVATION (C)



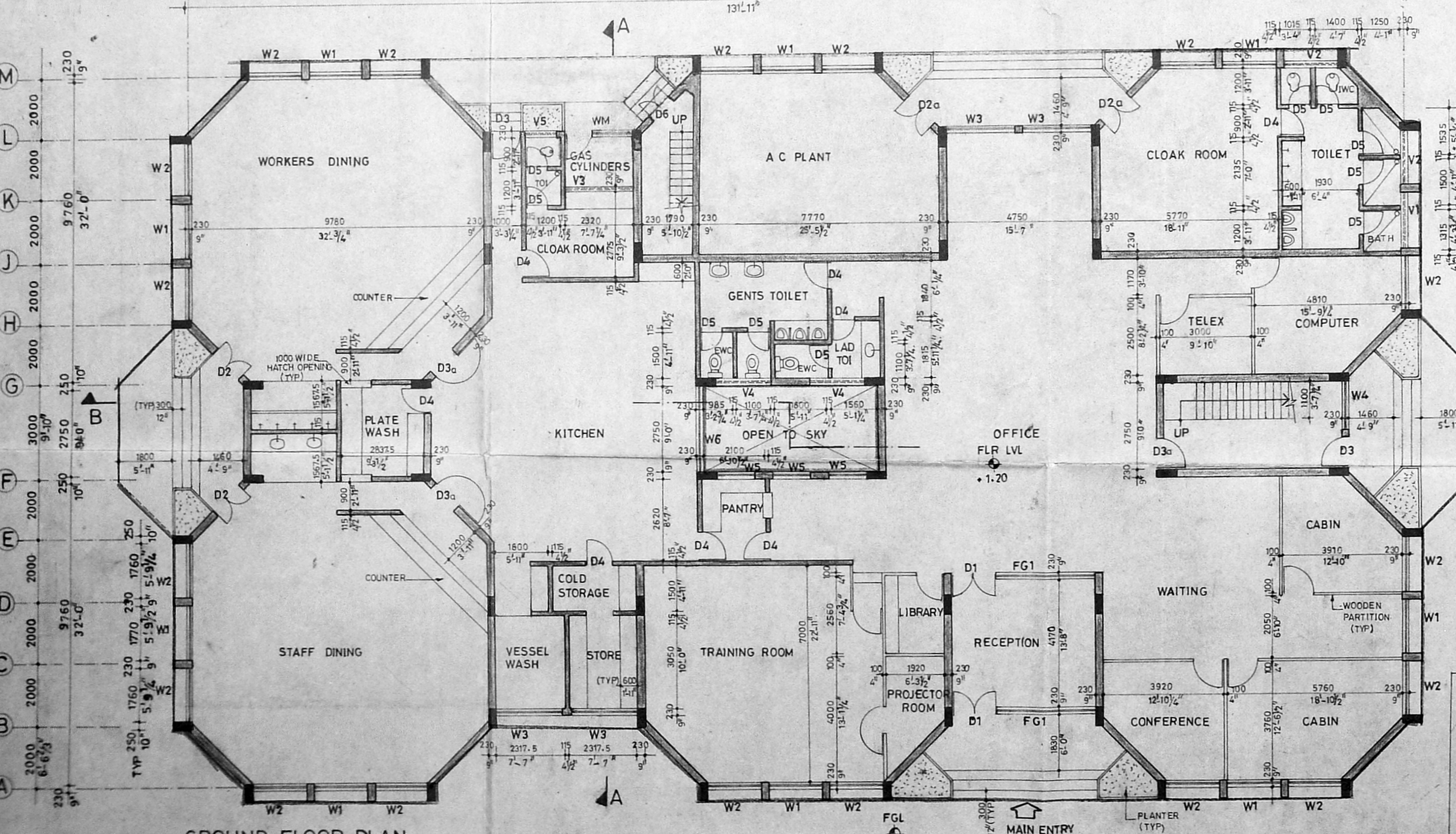
This drawing is the property of Larsen & Toubro Limited. Construction Group and must not be passed on to any person or body not authorised by us to receive it nor be copied or otherwise made use of either in full or in part by such person or body without our prior permission in writing.



TYPICAL FLOOR PLAN.



SECTION-A-A



GROUND FLOOR PLAN

SCHEDULE OF DOORS WINDOWS & VENTILATORS.

| TYPE | OPENING SIZE | TOTAL NO | DESCRIPTION |
|------|--------------|----------|--------------------------------------------------------------------------------|
| D1 | 1500 X 2550 | 2 | NON STD ALUMINIUM ANODISED FRAME WITH 5.5MM THK CLEAR GLASS OF DOUBLE SHUTTERS |
| D2 | 1200 X 2550 | 2 | SAME AS D1 |
| D2a | 1200 X 2550 | 2 | T.W PANELLED DOOR OF DOUBLE SHUTTERS WITH FIXED GLAZING ABOVE |
| D3 | 1000 X 2550 | 3 | T.W PANELLED DOOR OF SINGLE SHUTTER WITH FIXED GLAZING ABOVE |
| D3a | 1000 X 2100 | 3 | T.W PANELLED DOOR OF SINGLE SHUTTER |
| D4 | 900 X 2100 | 8 | SAME AS D3a |
| D5 | 750 X 2100 | 26 | SAME AS D3a |
| D6 | 900 X 2550 | 1 | T.W PANELLED DOOR OF DOUBLE SHUTTERS WITH FIXED GLAZING ABOVE |
| W1 | 1770 X 1650 | 27 | NON STD ALUMINIUM ANODISED WITH 5.5MM THK CLEAR GLASS |
| W2 | 1760 X 1650 | 54 | SAME AS W1 |
| W3 | 2260 X 1650 | 20 | SAME AS W1 |
| W4 | 1500 X 1650 | 11 | SAME AS W1 |
| W5 | 1200 X 1650 | 1 | SAME AS W1 |
| W6 | 2750 X 1650 | 4 | SAME AS W1 |
| WM1 | 23 20 X 3000 | 1 | WELD MESH WITH A DOOR OF 900X2000 SIZE. |
| V1 | 1770 X 600 | 3 | NON STD ALUMINIUM ANODISED WITH 5.5 MM THK GLAZED LOUVERED VENTILATOR. |
| V2 | 1760 X 600 | 6 | SAME AS V1. |
| V3 | 2320 X 600 | 1 | SAME AS V1. |
| V4 | 1830 X 600 | 6 | SAME AS V1. |
| V5 | 1000 X 600 | 1 | SAME AS V1. |
| FG1 | 3250 X 2550 | 2 | NON STD ALUMINIUM ANODISED WITH 5.5MM THK CLEAR GLASS FIXED. |

SPECIFICATIONS

- WALLS** 230 THK BRICK WALLS IN CM 15 AND 115 THK BRICK WALLS IN CM 14 WITH 2 NOS. 6MM Ø BARS AS HOOR REINFORCEMENTS AT EVERY FOURTH COURSE
- PLASTERING** INTERNAL PLASTERING OF ALL BRICK WALLS SHALL BE 15MM THK IN CM 15 FINISHED SMOOTH AND EXTERNAL PLASTERING SHALL BE 20MM THK IN CM 14.
- PAINTING** ALL INTERNAL SURFACES SHALL BE PAINTED WITH ONE COAT OF PRIMER AND TWO COATS OF FLAT OIL OF APPROVED COLOUR. ALL EXTERNAL SURFACES SHALL BE PAINTED WITH ONE COAT OF PRIMER AND TWO COATS OF WATER PROOF CEMENT PAINT OF APPROVED COLOUR.
- STRUCTURAL CONCRETE** ALL RCC SURFACES INCLUDING COLUMNS BEAMS & SLABS PROVIDED WITH FORM FINISH CONCRETE UNLESS SPECIFIED
- DOORS WINDOWS & VENTILATORS** ALL DOORS ARE TEAKWOOD PANELLED DOORS EXCEPT 'D1' AND 'D2'. 'D1' AND 'D2' ARE NON STD ALUMINIUM ANODISED WITH 5.5MM THK CLEAR GLASS. ALL WINDOWS AND VENTILATORS ARE OF NON STD ALUMINIUM ANODISED WITH 5.5MM THK CLEAR GLASS.
- WATER PROOFING TREATMENT** INDIA WATER PROOFING COURSE OR EQUIVALENT LAID TO SLOPE 1 IN 120
- PARTITION** PARTITIONS ARE FINISHED WITH WOOD & LAMINATE
- FLOOR FINISH** ALL AREAS EXCEPT TOILETS WILL BE PROVIDED WITH GREY MOSAIC FLOORING. TOILETS WILL HAVE CERAMIC FLOORING
- DADO** TOILETS WILL HAVE CERAMIC TILE DADO OF 200 X 100 SIZE UP TO 1500MM

- NOTES:
 1. ALL DIMENSIONS ARE IN MM AND FEET AND LEVELS ARE IN METRES
 2. THIS DRG SHALL BE READ ALONG WITH DRG NO. 2007.01.A.02

| DATE | No. | REVISIONS | CHECKED APPROVED |
|------|-----|-----------|------------------|
| | | | |

PROPOSED

OWNER
For LARSEN & TOUBRO LIMITED
Regional Manager.

ARCHITECT
Mr. RAJAN VENKATESWARAN, B.A.R.C.H., I.I.T.
REGISTERED ARCHITECT, C.A. 7205
L.S. CORPORATION OF MADRAS, R.A. 146.

ECC LARSEN & TOUBRO LIMITED
ECC-CONSTRUCTION GROUP

L&T SRO SERVICE STATION. MADRAS

TITLE
PROPOSED OFFICE BLOCK & CANTEN FOR L&T SRO SERVICE STATION AT S NO. 74/3a & 3b, IN MUGALIVAKKAM VILLAGE, SRIPERUMBUDUR Tk, CHENGAI MGR DL.

| DESIGNED | NAME | DATE |
|----------|------|------|
| | | |

| DRAWN | NAME | DATE |
|-------|------|------|
| | | |


| CHECKED | NAME | DATE |
|---------|------|------|
| | | |

| APPROVED | NAME | DATE |
|----------|------|------|
| | | |

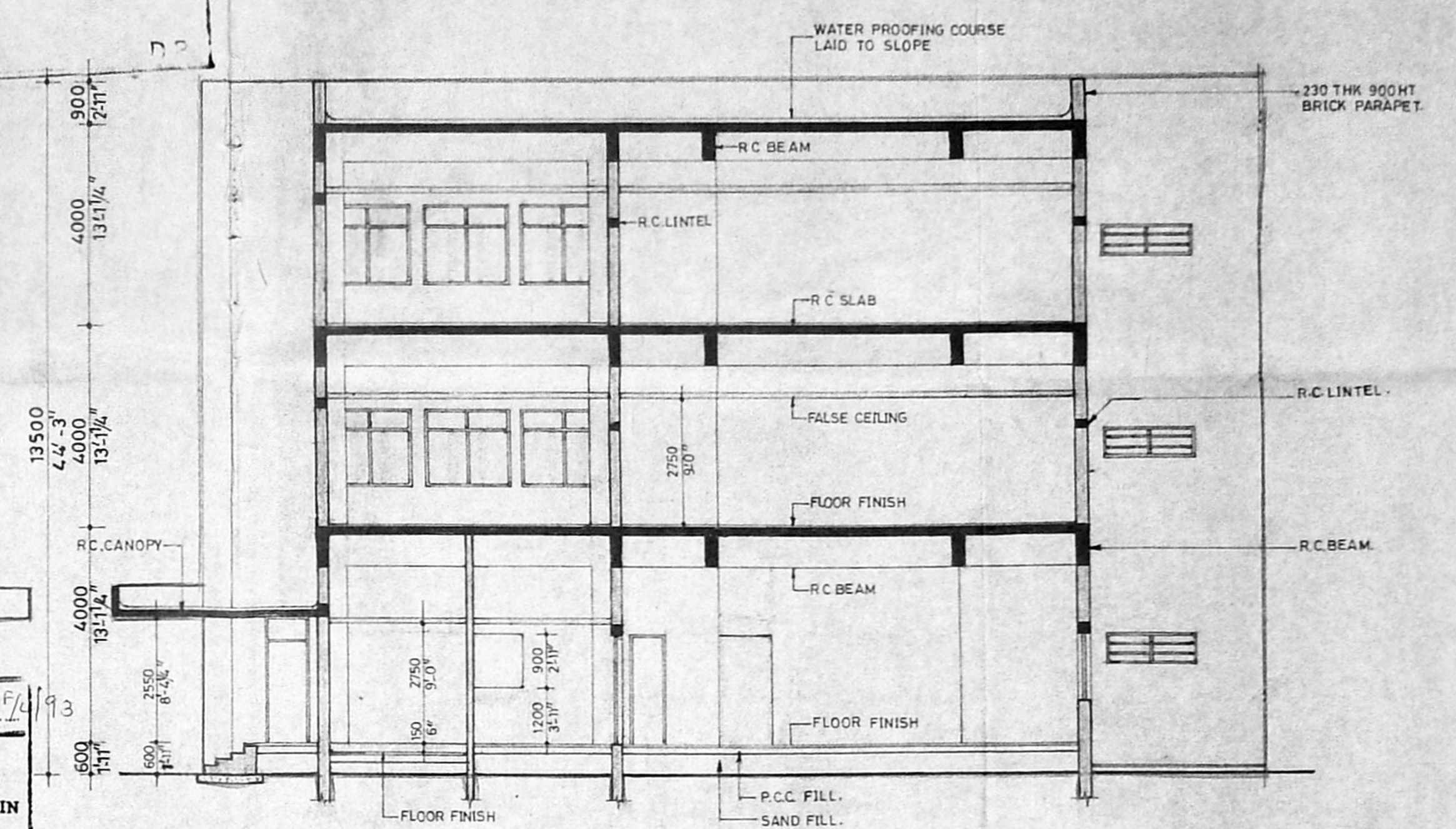
SCALE: 1:100
 CODE: 2007-01-A-01

This drawing is the property of Larsen & Toubro Limited, Construction Group and must not be passed on to any person or body not authorised by us to receive it nor be copied or otherwise made use of either in full or in part by such person or body without our prior permission in writing.

MMDA 'C' / PP NO. 1
 C.No. 20/128/93
 A/c.
 Result: 2-8/7
 PRT I
 PRT II
 6/12

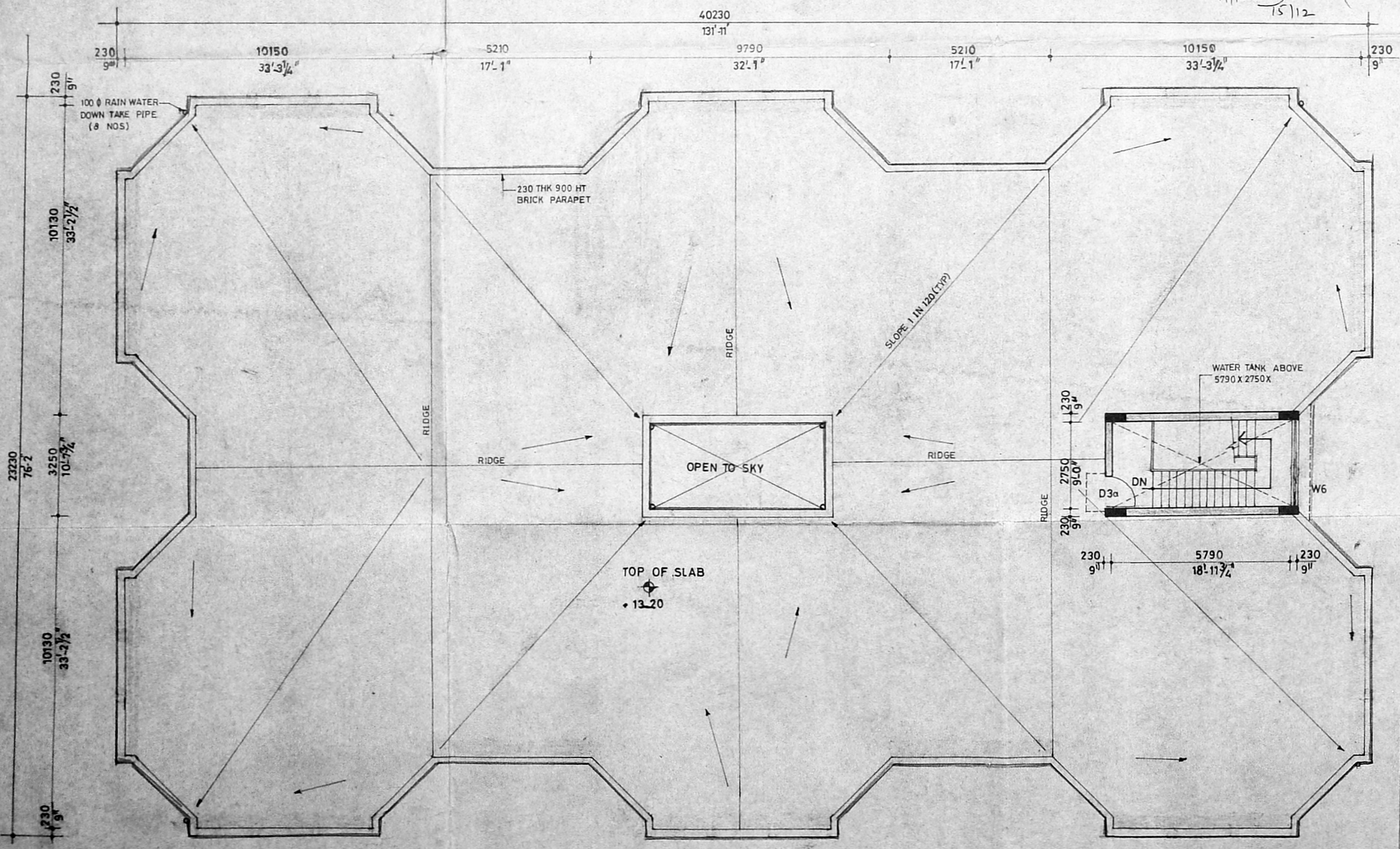


FRONT ELEVATION

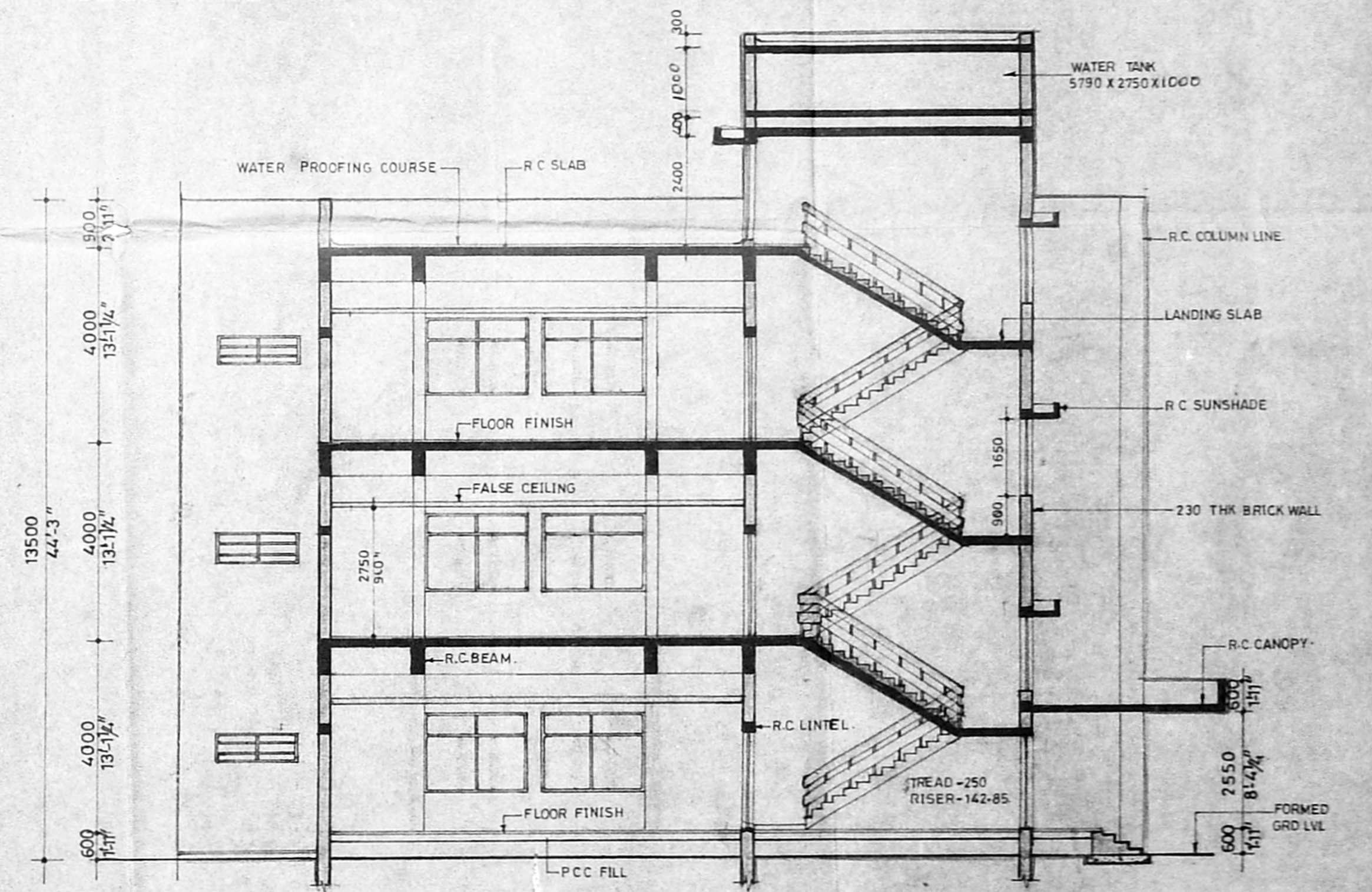


SECTION-BB

APPROVED
 SUBJECT TO THE CONDITIONS IN THIS OFFICE LETTER
 No. 20/128/93 Date 12-12-93
 FOR MEMBER/SECRETARY
 MADRAS METROPOLITAN
 DEVELOPMENT AUTHORITY
 MADRAS - 600 008



TERRACE PLAN



SECTION-BB

NOTES:
 1 ALL DIMENSIONS ARE IN MM AND FEET AND LEVELS ARE IN M.
 2 THIS DRG SHALL BE READ ALONG WITH DRG NO. 2007-01-A-01.

| DATE | No. | REVISIONS | CHECKED | APPROVED |
|------|-----|-----------|---------|----------|
| | | | | |

OWNER
 For: LARSEN & TOUBRO LIMITED,
 Regional Manager.

ARCHITECT
 Mr RAJAN VENKATESWARAN
 REGISTERED ARCHITECT, C.A. 7205
 L.S. CORPORATION OF MADRAS - R.A-145

LARSEN & TOUBRO LIMITED
 ECC - CONSTRUCTION GROUP

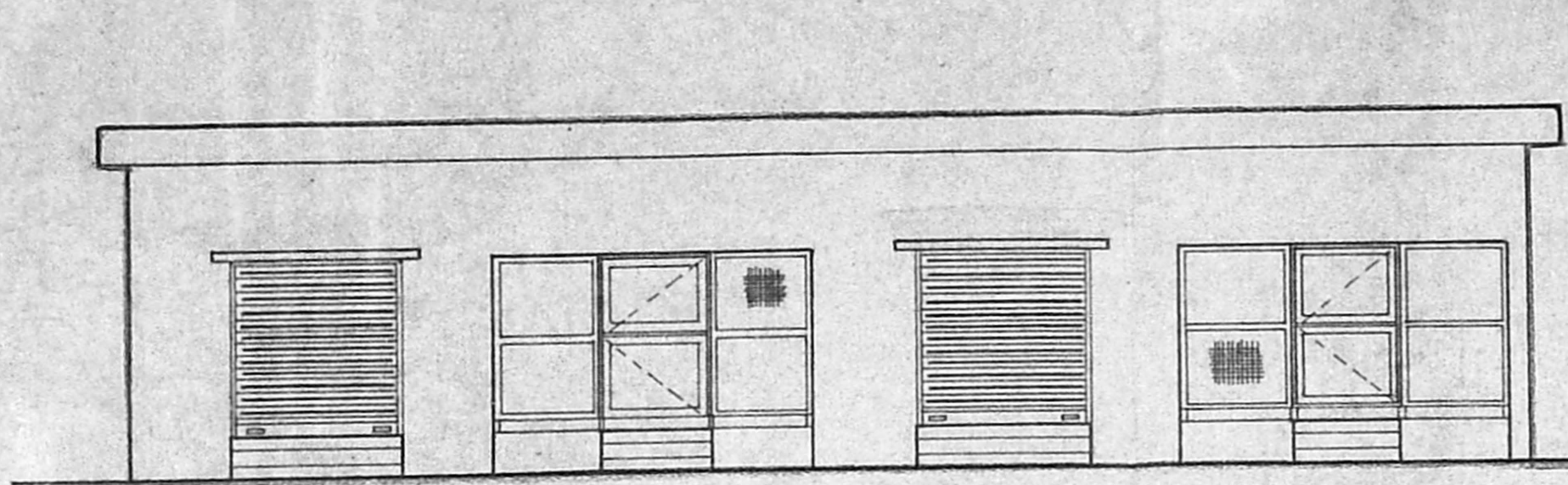
L&T SRO SERVICE STATION, MADRAS.

TITLE
 PROPOSED OFFICE & CANTEEN BLOCK
 FOR L&T SRO SERVICE STATION AT
 S NO 74 3a & 3b IN MUGALIVAKKAM
 VILLAGE SRIPERUMBUDUR TK CHENGAI
 MGR Dt.

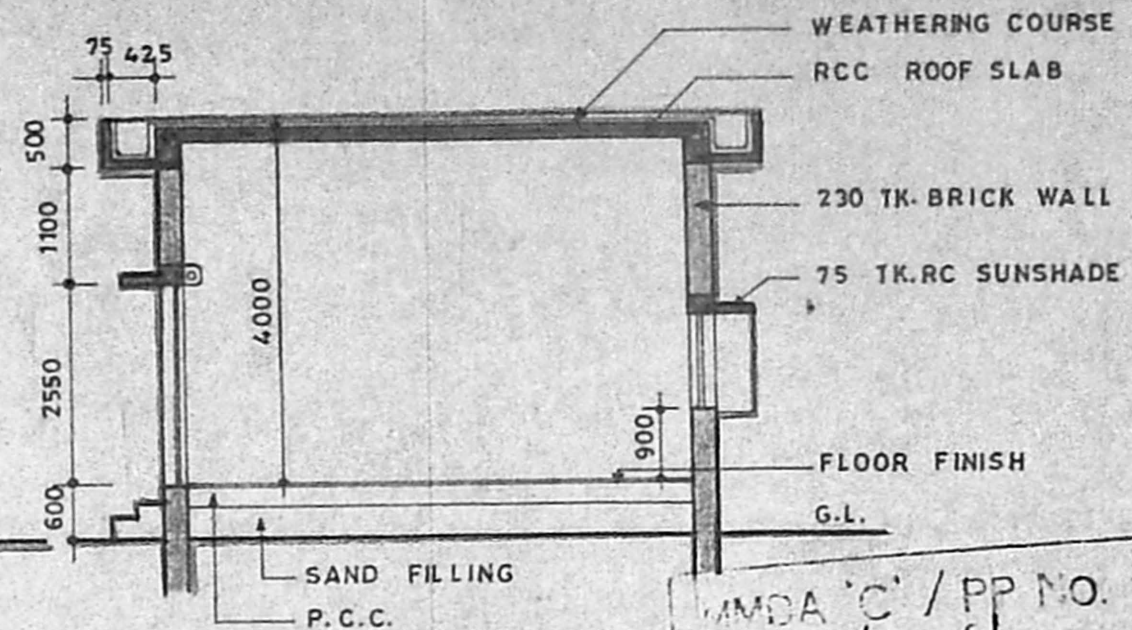
| SCALE | DESIGNED | CHECKED | APPROVED |
|-------|----------|---------|----------|
| 1:100 | | | |

| NAME | DATE |
|------|------|
| | |

CODE
 2007-01-A-02

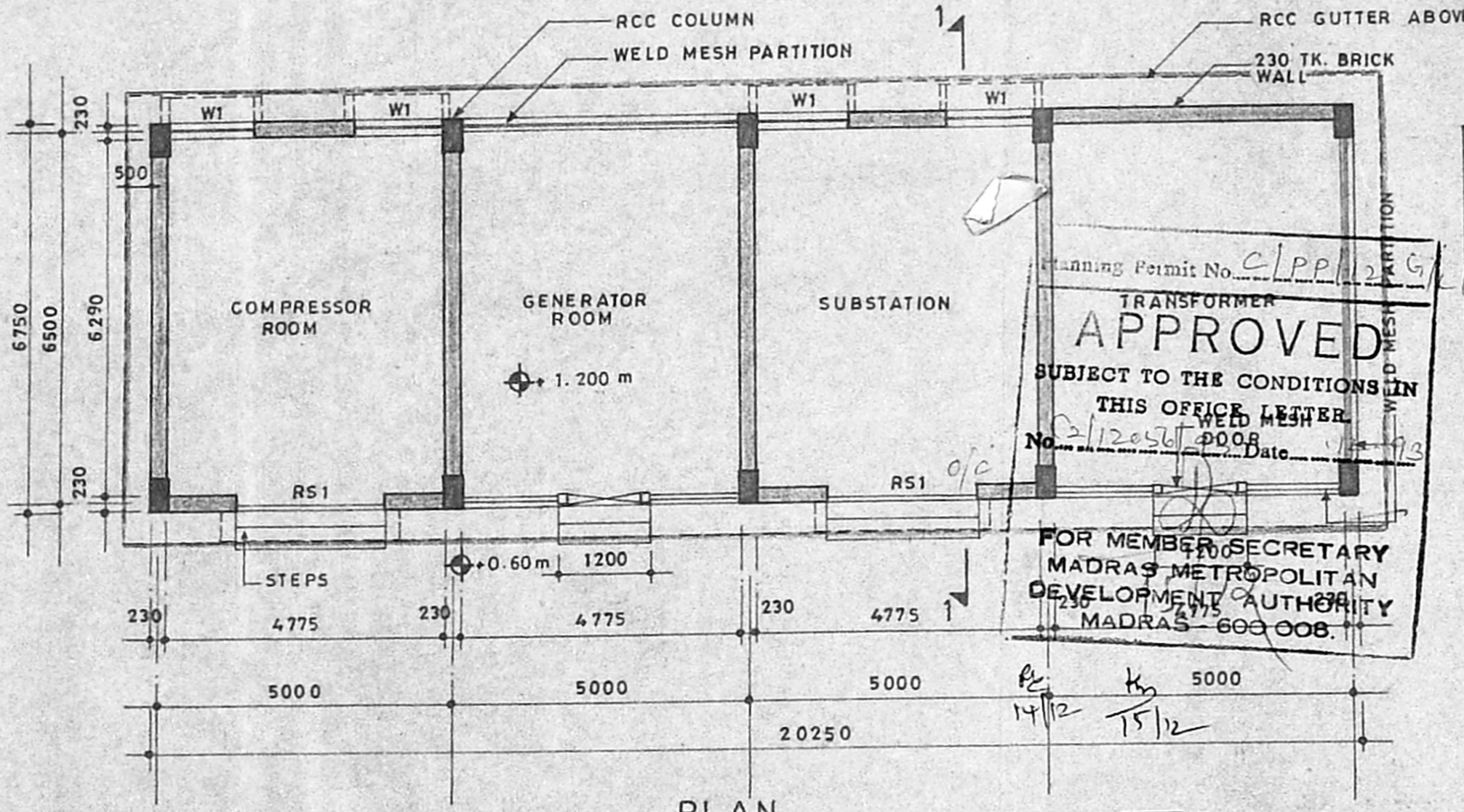


FRONT ELEVATION



SECTION - 1-1

MMDA 'C' / PP NO.
 C.No. C2/12056/93
 Ast.



PLAN

SCHEDULE OF DOORS, WINDOWS & VENTILATORS

| TYPE | OPENINGS SIZE | NOS. | DESCRIPTION |
|------|---------------|------|---------------------------------|
| RS1 | 2500 X 2550 | 2 | M.S. ROLLING SHUTTER |
| W1 | 1500 X 1200 | 4 | M.S. CASEMENT WINDOW WITH GRILL |

NOTES :-

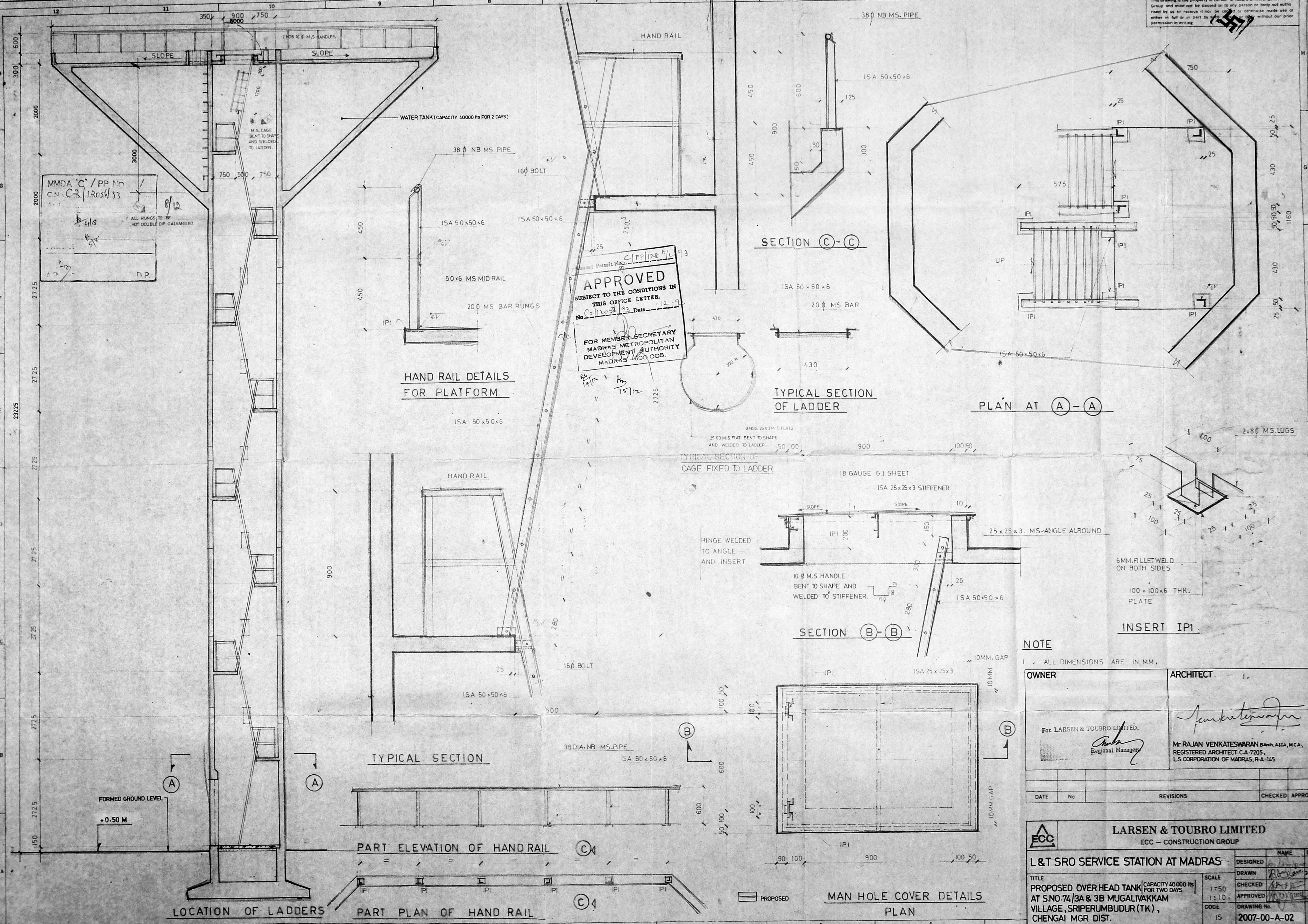
1. ALL DIMENSIONS ARE IN MM.
2. THIS DRG. SHOULD BE READ IN CONJUNCTION WITH OUR DRG. NO. 2007-00-A-01.
3. FOR SPECIFICATION REF. DRG. NO. 2007-02-A-01.

Planning Permit No. C/PP/12056/93
APPROVED
 SUBJECT TO THE CONDITIONS IN THIS OFFICE LETTER
 No. C2/12056/93 Date 14/12/93
 FOR MEMBER SECRETARY
 MADRAS METROPOLITAN
 DEVELOPMENT AUTHORITY
 MADRAS - 600 008.

| | |
|---------------------------------|-----------------------------------------------------------------------------------------------------------------------------------------------|
| OWNER LARSEN & TURBO LIMITED | ARCHITECT Mr. RAJAN VENKATESWARAN B. Arch, A.I.I.A.M.C.A., REGISTERED ARCHITECT, C.A - 7205, L.S. CORPORATION OF MADRAS, R.A-145. |
|---------------------------------|-----------------------------------------------------------------------------------------------------------------------------------------------|

| | | | | | | | | | | | | | | | |
|------|--|-----|--|-----------|--|---------|--|----------|--|--|-------|---------|------------------------------------------------------------------------------------------------------------------------------------------------------|--|--------------|
| DATE | | No. | | REVISIONS | | CHECKED | | APPROVED | | | DATE | SCALE | LARSEN & TURBO LIMITED PROPOSED SUB STATION AT S.NO 74 / 3A & 3B, MUGLIVAKKAM VILLAGE, SRIPERUMBUDUR(TK.), CHENGAI MGR. DIST. | | DRG.No. |
| | | | | | | | | | | | 1:100 | 23-3-93 | | | 2007-03-A-01 |

This drawing is the property of Larsen & Toubro Limited, Construction Group and must not be passed on to any person or body not authorized by us to receive it nor be copied or otherwise made use of either in full or in part by any person or body without our prior permission in writing.



MMDA 'C' / PP No. C-2/13064/33
 8/12
 ALL RUNGS TO BE HOT DOUBLE DIP GALVANISED

APPROVED
 SUBJECT TO THE CONDITIONS IN THIS OFFICE LETTER.
 No. C-2/12097/93, Date 12.9.93
 FOR MEMBER SECRETARY
 MADRAS METROPOLITAN
 DEVELOPMENT AUTHORITY
 MADRAS - 600 008.

HAND RAIL DETAILS FOR PLATFORM

SECTION C-C

TYPICAL SECTION OF LADDER

PLAN AT A-A

HAND RAIL

TYPICAL SECTION OF CAGE FIXED TO LADDER

SECTION B-B

INSERT IPI

NOTE


1. ALL DIMENSIONS ARE IN MM.

| | | | | |
|---------------------------------------------------------------|-----------------------------------------------------------------------------------------------------------------------------------|-----------|---------|----------|
| OWNER For LARSEN & TOUBRO LIMITED, Regional Manager | ARCHITECT Mr RAJAN VENKATESWARAN BArch, AIA, MCA, REGISTERED ARCHITECT C.A-7205, L.S. CORPORATION OF MADRAS, R.A-145 | | | |
| DATE | No | REVISIONS | CHECKED | APPROVED |

TYPICAL SECTION

PART ELEVATION OF HAND RAIL

PART PLAN OF HAND RAIL



MAN HOLE COVER DETAILS PLAN

LARSEN & TOUBRO LIMITED
 ECC - CONSTRUCTION GROUP

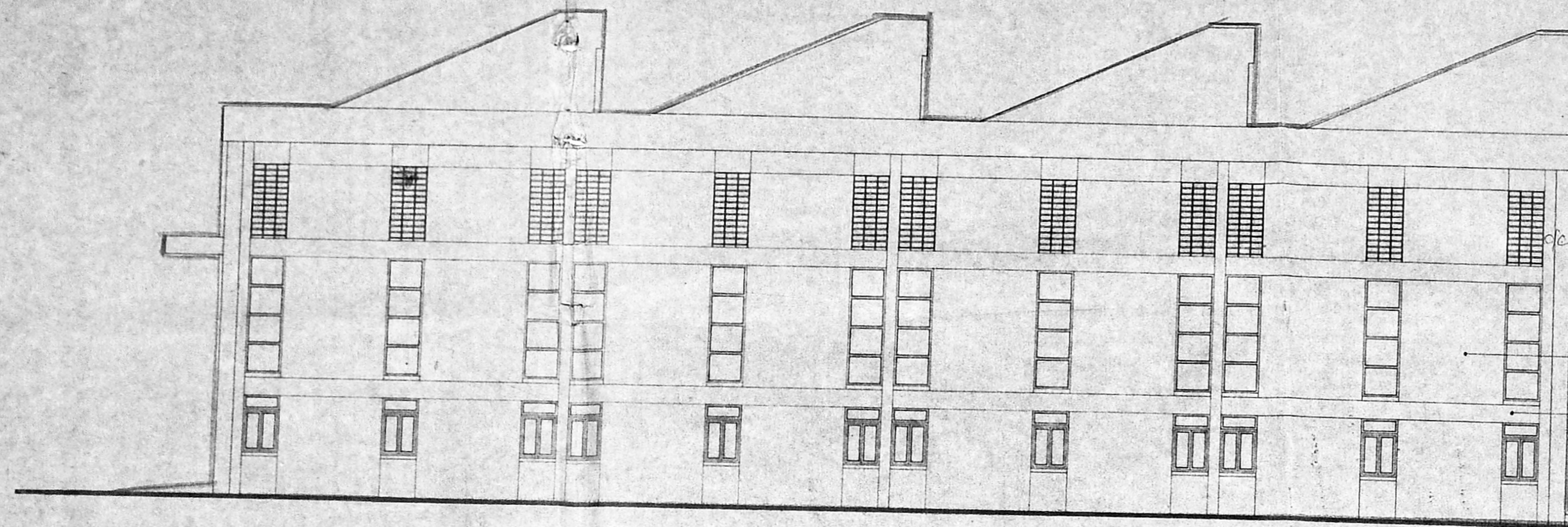
L & T SRO SERVICE STATION AT MADRAS

| | | |
|-------------------------------------------------------------------------------------------------------------------------------------------------|-----------------------------|-----------------------------|
| TITLE PROPOSED OVER HEAD TANK CAPACITY 40000 ILS FOR TWO DAYS AT S.NO.74/3A & 3B MUGALIVAKKAM VILLAGE, SRIPERUMBUDUR (TK), CHENGAI MGR DIST. | SCALE 1:50 1:10 | DESIGNED NAME DATE |
| CODE IS | DRAWING No. 2007-00-A-02 | CHECKED APPROVED REV. |




MMDA 'C' / PP.No. /
 C.No. 60/1205/13
 Area: _____
 Boundary: _____
 PART I _____
 PART II _____
 A.P. _____ DP.


Planning Permit No. C/PP/128/12/93
APPROVED
 SUBJECT TO THE CONDITIONS IN
 THIS OFFICE LETTER.
 No. C/1205/13/93 Date: 11.12.93
 FOR MEMBER SECRETARY
 MADRAS METROPOLITAN
 DEVELOPMENT AUTHORITY
 MADRAS - 600 008.



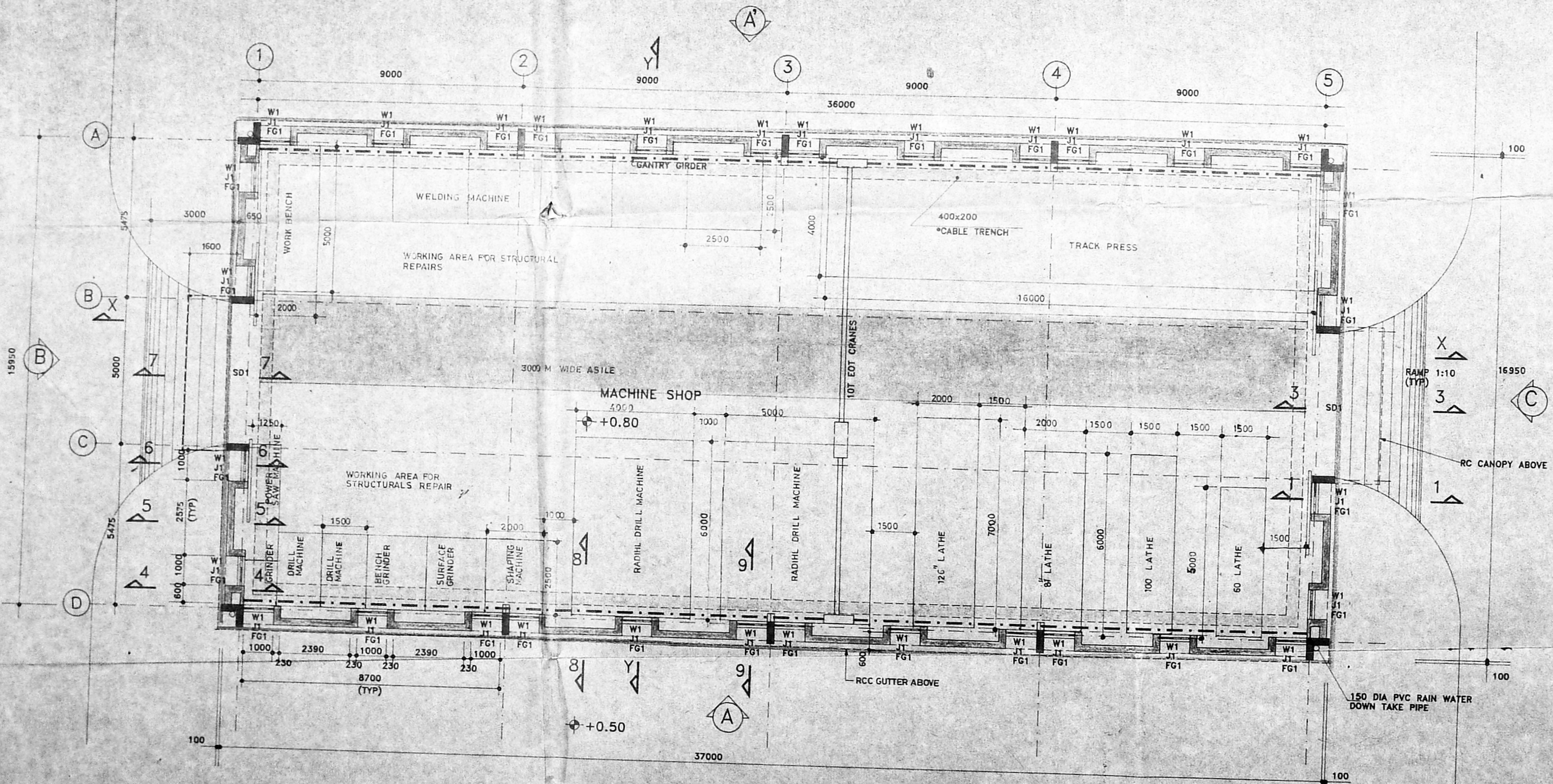
ELEVATION - A
 ELEVATION - A' IS MIRROR IMAGE OF ELEVATION - A



ELEVATION 'C'



ELEVATION 'B'



GROUND FLOOR PLAN

SCHEDULE OF JOINERY

| TYPE | OPENING SIZES | DESCRIPTION | TOTAL NOS |
|------|---------------|---------------------------------------------------------------|-----------|
| SDI | 4700 x 6400 | M/S SLIDING DOOR | 2 |
| WI | 1000 x 1600 | ALUMINIUM WINDOW OF 2 EQ SHUTTERS WITH TOP HUNG SHUTTER ABOVE | 32 |
| FGI | 1000 x 3280 | ALUMINIUM FIXED GLAZING WITH 4 EQ DIVISIONS | 32 |
| J1 | 1000 x 780 | PRECAST LOUVRES | 32 |

NOTE
 • ALL DIMENSIONS ARE IN MM AND LEVELS ARE IN METRES
 • FOR WINDOWS, FIXED GLAZING, LOUVRES & SLIDING DOOR REFER 2007-02-A-09
 • FOR WALL SECTIONS REFER DRG NO 2007-02-A-10, 11 & 12
 • FOR TERRACE PLAN AND SECTIONS REFER DRG NO 2007-03-A-02
 • FOR TYPICAL BAY DETAIL REFER DRG NO 2007-02-A-05
 • *CABLE TRENCH SHALL HAVE ANGLE EDGING AND COVERED WITH PRECAST COVERS
 AT DOOR POINTS TRENCHES SHALL BE OF HUME PIPE OR BUILT TRENCH WITH IN-SITU COVER

PROPOSED

OWNER
 For LARSEN & TOUBRO LTD.
 Regional Manager.

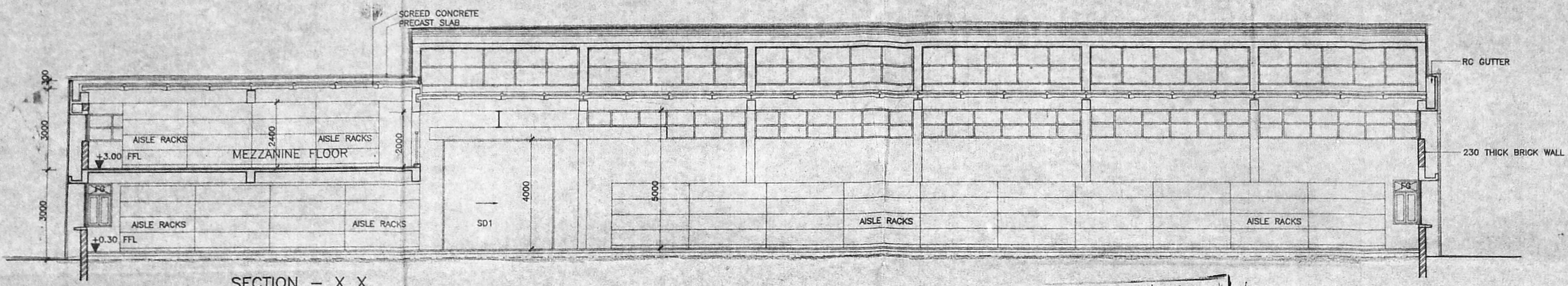
ARCHITECT
 Mr. RAJAN VENKATESWARAN Arch. A.I.A., M.C.A.,
 REGISTERED ARCHITECT. CA-7205,
 L.S CORPORATION OF MADRAS. R.A-145,

| | | | |
|------------------------------------|----|--------------------------------|------------------|
| 15-6-93 | R1 | EQUIPMENT LAYOUT INCORPORATED. | |
| DATE | No | REVISION | CHECKED APPROVED |
| LARSEN & TOUBRO LIMITED | | | |
| ECC CONSTRUCTION GROUP | | | |


| | | | |
|----------------------------------------------------------------------------------------------------------------|--------------|-----------|--------|
| L&T SRO SERVICE STATION AT MADRAS | | | |
| TITLE | DESIGNED | NAME | DATE |
| PROPOSED MACHINE SHOP BUILDING AT S.NO. 74/3A & 3B, MUGALIVAKKAM VILLAGE, SRIPERUMBUDUR(TK), CHENGAI MGR DIST. | DRAWN | R.Shaketa | 3.7.93 |
| SCALE | CHECKED | | |
| 1=100 | APPROVED | | |
| CODE | DRAWING No. | REV. | |
| | 2007-03-A-03 | | |

This drawing is the property of Larsen & Toubro Limited, Construction Group and must not be passed on to any person or body not authorized by us to receive it, nor be copied or otherwise made use of either in full or in part by each person or body without our prior permission in writing.

MCA 'C' / PP NO. 1
 No. CA/12056/193
 PART I
 PART II
 ADP
 DP



Planning Permit No. C/PP/12056/193
APPROVED
 SUBJECT TO THE CONDITIONS IN THIS OFFICE LETTER.
 No. C/12056/193 Date 22/11/12
 FOR MEMBER SECRETARY
 MADRAS METROPOLITAN
 DEVELOPMENT AUTHORITY
 MADRAS



SCHEDULE OF JOINERY

| TYPE | OPENING SIZES | DESCRIPTION | TOTAL NOS |
|------|---------------|-----------------------------------------------------------|-----------|
| SFD | 4000 x 4000 | STEEL SLIDING FOLDING DOOR OF 4 EQ SHUTTERS | 1 |
| SD | 3490 x 4000 | M.S. SLIDING DOOR OF 2 EQ SHUTTERS | 1 |
| D | 900 x 2500 | T.W. PANELLED DOOR WITH FIXED GLAZING ABOVE | 1 |
| D1 | 750 x 2100 | T.W. PANELLED DOOR | 4 |
| D2 | 900 x 2100 | T.W. PANELLED DOOR | 1 |
| W | 900 x 1600 | STEEL WINDOW OF 2 EQ SHUTTERS WITH TOP HUNG SHUTTER ABOVE | 44 |
| V | 900 x 600 | STEEL VENTILATOR WITH TOP HUNG SHUTTER | 1 |
| V1 | 600 x 600 | SAME AS V1 | 3 |
| FG | 5750 x 1000 | STEEL FIXED GLAZING OF 9 EQ DIVISIONS | 25 |

NOTE:
 1. ALL DIMENSIONS ARE IN MILLIMETRES AND LEVELS ARE IN METRES.

GROUND FLOOR PLAN

OWNER
 For LARSEN & TOUBRO LIMITED,
 Regional Manager

ARCHITECT
 Mr. RAJAN VENKATESWARAN B.Arch, A.I.I.A., M.C.A.,
 REGISTERED ARCHITECT. CA-7205,
 L.S. CORPORATION OF MADRAS, RA-145,

LARSEN & TOUBRO LIMITED
 E&C CONSTRUCTION GROUP

L & T SRO SERVICE STATION, AT MADRAS.

PROPOSED STORE BUILDING AT S.NO. 74/3A & 3B, MUGALIVAKKAM VILLAGE, SRIPERUMBUDUR (TK), CHENGAI MGR DIST.

| DATE | No | REVISION | CHECKED | APPROVED |
|------|----|----------|---------|----------|
| | | | | |


| DESIGNED | NAME | DATE |
|----------|--------------|--------|
| | R. Shaktella | 7.7.83 |

SCALE: 1:100

DRAWING No. 2007-04-A-01

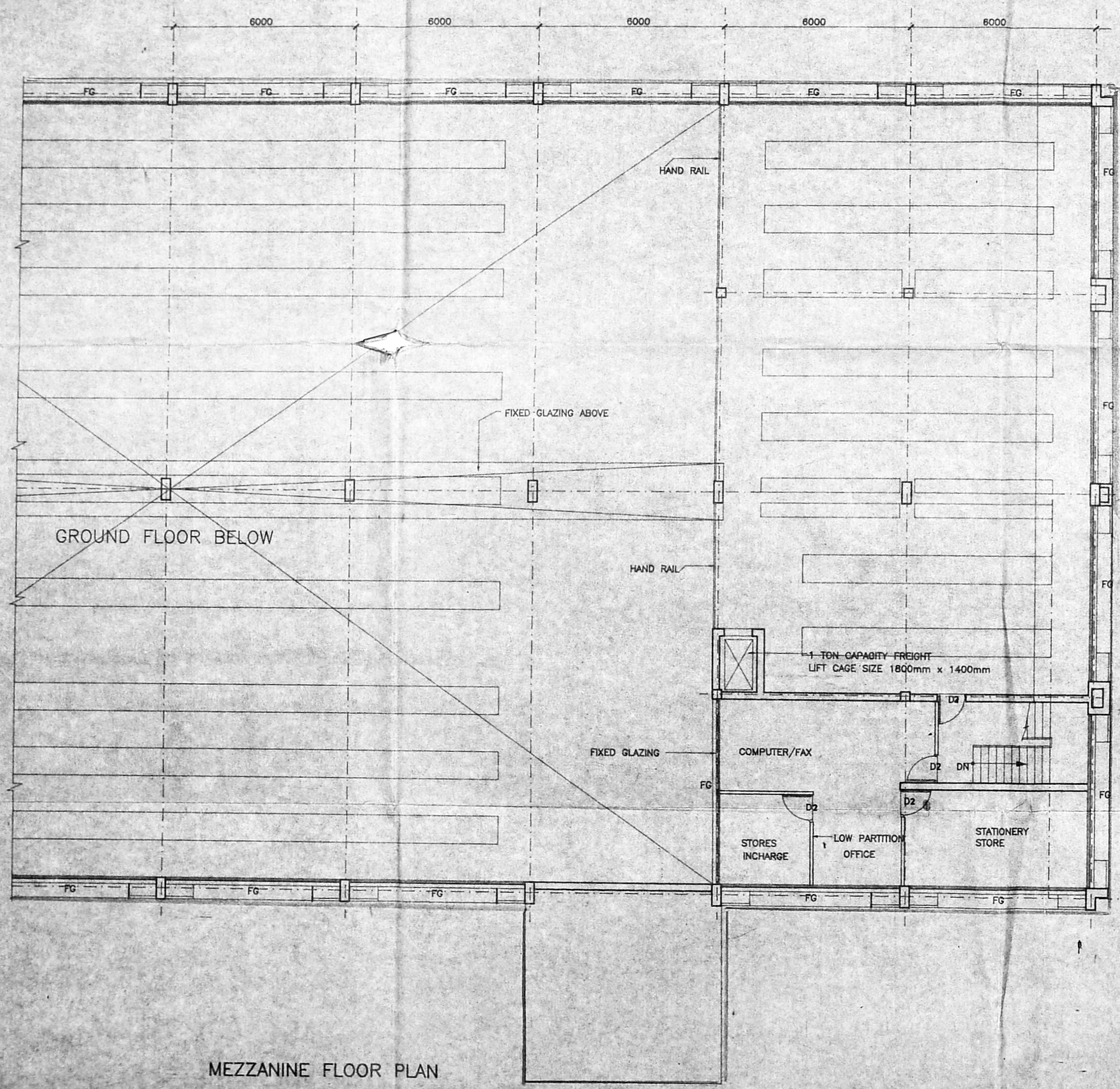
This drawing is the property of Larsen & Toubro Limited, Construction Group and must not be passed on to any person or body not authorized by us to receive it, not be copied or otherwise made use of either in full or in part by any person or body without our prior permission in writing.

MMDA 'C' / PP No. /
 C.N. S. 12056/93
 Part I
 Part II
 A.P. D.P.

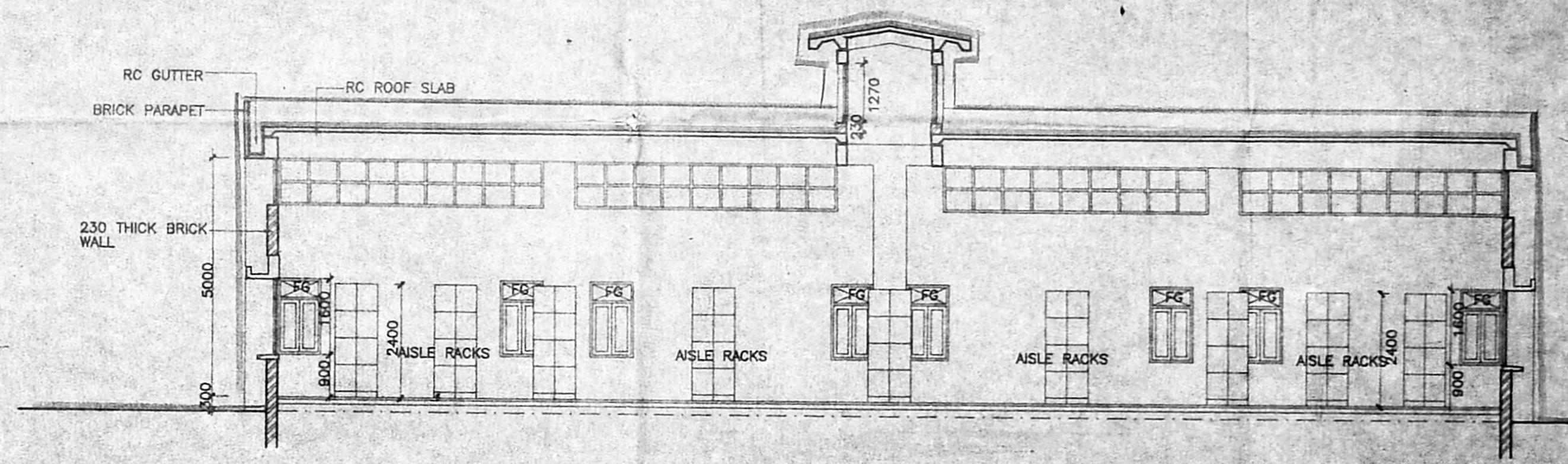


ELEVATION

Plan No. C/PP/12056/93
APPROVED
 SUBJECT TO THE CONDITIONS IN THIS OFFICE LETTER.
 No. C/12056/93 Date 12/12/93
 FOR MEMBER SECRETARY
 MADRAS METROPOLITAN DEVELOPMENT AUTHORITY
 MADRAS - 600 008
 14/12/93



MEZZANINE FLOOR PLAN



SECTION - Y Y

PROPOSED

OWNER
 For LARSEN & TOUBRO LIMITED,
 Regional Manager.

ARCHITECT
 Mr. RAJAN VENKATESWARAN B.Arch, A.I.A., M.C.A.,
 REGISTERED ARCHITECT. C.A-7205,
 L S CORPORATION OF MADRAS, R.A-145,

| DATE | No | REVISION | CHECKED | APPROVED |
|------|----|----------|---------|----------|
| | | | | |

LARSEN & TOUBRO LIMITED
 ECC CONSTRUCTION GROUP

L & T SRO SERVICE STATION, AT MADRAS.

| DESIGNED | NAME | DATE |
|----------|------------|--------|
| | R. Shanthi | 9.7.93 |

TITLE: PROPOSED STORE BUILDING AT S.NO. 74/3A & 3B MUGALIVAKKAM VILLAGE, SRIPERUMBUDUR (TK), CHENGAI MGR DIST.

SCALE: 1:100

| CHECKED | APPROVED | REV. |
|---------|----------|------|
| | | |

CODE: DRAWING No. 2007-04-A-02